

(12) INTERNATIONAL APPLICATION PUBLISHED UNDER THE PATENT COOPERATION TREATY (PCT)

(19) World Intellectual Property Organization
International Bureau



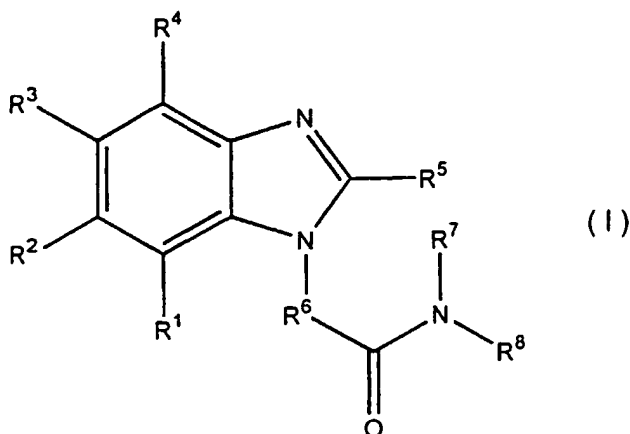
(43) International Publication Date
29 March 2001 (29.03.2001)

PCT

(10) International Publication Number
WO 01/21634 A1

- (51) International Patent Classification⁷: C07H 19/04, (74) Agents: SPOLTER, David, I. et al.; Law Office of David Spolter, 1590 Coast Walk, La Jolla, CA 92037 (US).
C07D 235/04, 401/00, 403/08
- (21) International Application Number: PCT/US00/20942 (84) Designated States (*regional*): European patent (AT, BE, CH, CY, DE, DK, ES, FI, FR, GB, GR, IE, IT, LU, MC, NL, PT, SE).
- (22) International Filing Date: 1 August 2000 (01.08.2000)
- (25) Filing Language: English **Published:**
— *With international search report.*
— *Before the expiration of the time limit for amending the claims and to be republished in the event of receipt of amendments.*
- (26) Publication Language: English
- (30) Priority Data: 09/401,004 21 September 1999 (21.09.1999) US
For two-letter codes and other abbreviations, refer to the "Guidance Notes on Codes and Abbreviations" appearing at the beginning of each regular issue of the PCT Gazette.
- (71) Applicant: TREGA BIOSCIENCES, INC. [US/US]; 9880 Campus Point Drive, San Diego, CA 92121 (US);
- (72) Inventors: LANG, Hengyuan; 10676 Brookhollow Court, San Diego, CA 92126 (US). PEI, Yazhong; 2 Dove Street, Aliso Viejo, CA 92656 (US).

(54) Title: BENZIMIDAZOLE DERIVATIVES AND COMBINATORIAL LIBRARIES THEREOF



(57) Abstract: The present invention relates to novel tetracyclic benzimidazole derivative compounds of formula (I) wherein R¹ to R⁸ have the meanings provided herein. The invention further relates to combinatorial libraries containing two or more such compounds, as well as methods of preparing benzimidazole derivative compounds.

WO 01/21634 A1



**BENZIMIDAZOLE DERIVATIVES
AND COMBINATORIAL LIBRARIES THEREOF**

BACKGROUND OF THE INVENTION

FIELD OF THE INVENTION

5 The present invention relates generally to the synthesis of compounds comprising heterocyclic rings. In one specific embodiment, the invention provides novel benzimidazole derivative compounds as well as novel combinatorial libraries comprised of such compounds.

10

BACKGROUND INFORMATION

 The process of discovering new therapeutically active compounds for a given indication involves the screening of all compounds from available compound collections. From the compounds tested, one or more
15 structures is selected as a promising lead. A large number of related analogs are then synthesized in order to develop a structure-activity relationship and select one or more optimal compounds. With traditional "one-at-a-time" synthesis and biological testing of analogs, this
20 optimization process is long and labor intensive. Adding significant numbers of new structures to the compound collections used in the initial screening step of the discovery and optimization process cannot be accomplished with traditional "one-at-a-time" synthesis methods,
25 except over a time frame of years or even decades. Faster methods are needed that allow for the preparation of up to thousands of related compounds in a matter of days or a few weeks. This need is particularly evident when it comes to synthesizing more complex compounds,
30 such as benzimidazole derivative compounds.

Combinatorial approaches have recently been extended to "organic," or non-peptide, libraries. For example, Zambias et al. (U.S. Patent No. 5,712,171) describe a method of generating libraries that contain
5 aminimides, oxazolones, sulfonylaminides and phosphonylaminides as the core structure in spatially arranged arrays. Combinatorial chemical methods have been applied to a limited number of heterocyclic compounds, as described, for example, in Wilson et al.,
10 *Molecular Diversity*, 3:95-112 (1998); U.S. Patent Nos. 5,288,514; 5,324,483; and Goff et al., *J. Org. Chem.*, 60:5748-5749 (1995). See also U.S. Patent Nos. 5,549,974 and 5,506,337.

Combinatorial chemical methods have even been
15 extended to benzimidazole compounds, as described, for example, in Tumelty et al., *Tetrahedron Lett.*, 40:6185-6188 (1999); Yeh et al., *Synlett*, 6:810-812 (1999); Sun et al., *Bioorg. & Med. Chem. Ltrs.*, 8:361-364 (1998); Huang et al., *Tetrahedron Lett.*, 40:2665-2668 (1999);
20 Phillips and Wei, *Tetrahedron Lett.*, 37:4887-4890 (1996); and Mayer et al., *Tetrahedron Lett.*, 39:6655-6658 (1998). However, the heterocyclic libraries to date contain compounds of limited diversity and complexity, especially at either of the ring nitrogen positions.

25 Substituent limitations have been overcome for mixtures of peptides and peptidomimetics through the use of solid phase techniques versus solution-phase. An important step in the development of solid-phase techniques was the discovery of methods to prepare large
30 numbers of individual compounds simultaneously, as described, for example, by Houghten in U.S. Patent No. 4,631,211. These solid phase methods, however, have rarely been applied to the syntheses of complex

heterocyclic structures. Therefore a need exists to develop more complex "organic" libraries based on heterocyclic medicinal compounds which would need less time and effort in the synthesis and testing required to
5 bring an organic pharmaceutical product to fruition. In short, improved methods for generating therapeutically useful heterocyclic compounds, such as benzimidazole derivatives, are desired.

Benzimidazole derivative compounds have been
10 the subject of investigation in a number of different biological areas. For example, benzimidazole derivatives have been used extensively as antihistamines, antiulceratives and against viruses (see Mayer et al., *supra* and Yeh et al., *supra*) Benzimidazole derivatives
15 have also been the subject of serial chemical synthesis. See, for example, Yukawa, et al., *Bioorg. Med. Chem. Lett.*, 7:1267 (1997); Thomas et al., *Tetrahedron Lett.*, 38:5099 (1997); Rakitin et al., *Tetrahedron Lett.*, 37:4589 (1996); Ries et al., *J. Med. Chem.*, 36:4040
20 (1993); Corroll, et al., *J. Med. Chem.*, 18:318 (1975); Wright, J.B., *J. Am. Chem. Soc.*, 71:2035 (1949); and Mokee et al., *J. Am. Chem. Soc.*, 68:1904 (1946). However, more complex benzimidazole derivatives, especially those substituted at one of the ring nitrogen
25 positions have been difficult to attain.

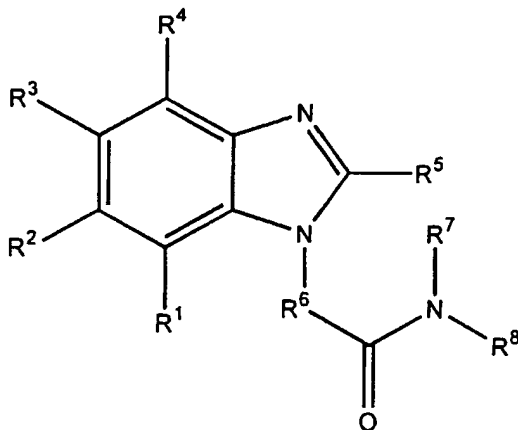
This invention satisfies this need and provides related advantages as well. The present invention overcomes the known limitations to classical serial organic synthesis of benzimidazole derivatives, for
30 example, as well as the shortcomings of combinatorial chemistry related to benzimidazole derivatives. The present invention allows for rapid generation of large diverse libraries of complex benzimidazole derivatives as

discrete molecules. The present invention can utilize a readily available pool of building blocks that can be incorporated into the various regions of the molecule. Furthermore, the method of making the present invention
5 allows for the use of building blocks that contain a wide range of diverse functionality. Such building blocks can provide combinatorial libraries that consist of large numbers as well as combinatorial libraries that are extremely diverse with respect to the functionality
10 contained within those libraries. The present invention combines the techniques of solid-phase synthesis of benzimidazole derivatives and the general techniques of synthesis of combinatorial libraries to prepare highly diverse new benzimidazole derivative compounds.

15

SUMMARY OF THE INVENTION

The present invention relates to novel benzimidazole derivative compounds of the following formula:



wherein R¹ to R⁸ have the meanings provided herein.

The invention further relates to combinatorial libraries containing two or more such compounds, as well as methods of preparing benzimidazole derivative
5 compounds.

BRIEF DESCRIPTION OF THE DRAWING

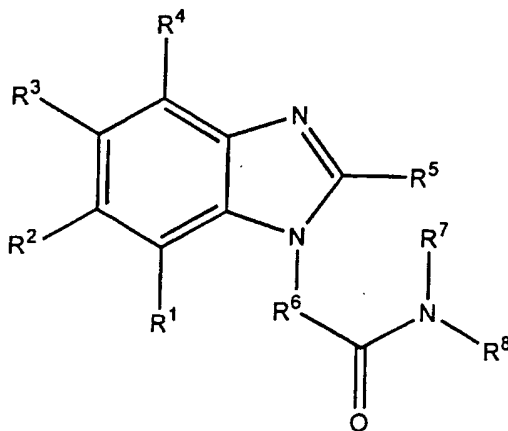
In Figure 1, described below, as well as the examples, R¹ corresponds to R⁶ of the claimed invention; -C(O)NHR² corresponds to R³ of the claimed invention
10 (which can be -C(O)NR¹¹R¹²); and R³ corresponds to R⁵ of the claimed invention

Figure 1 shows the reaction scheme for the combinatorial synthesis of benzimidazole derivative compounds.

15

DETAILED DESCRIPTION OF THE INVENTION

The present invention provides compounds and combinatorial libraries of compounds of the formula:



wherein:

R¹, R², R³ and R⁴ are, independently, a hydrogen atom, halo, hydroxy, protected hydroxy, cyano, C₁ to C₁₂ alkyl, C₂ to C₁₂ alkenyl, C₂ to C₁₂ alkynyl, C₁ to C₁₂ substituted
5 alkyl, C₂ to C₁₂ substituted alkenyl, C₂ to C₁₂ substituted alkynyl, C₁ to C₁₂ alkoxy, C₁ to C₁₂ substituted alkoxy, C₁ to C₁₂ acyloxy, C₁ to C₁₂ acyl, C₃ to C₇ cycloalkyl, C₃ to C₇ substituted cycloalkyl, C₅ to C₇ cycloalkenyl, C₅ to C₇ substituted cycloalkenyl, heterocyclic ring, substituted
10 heterocyclic ring, C₇ to C₁₈ phenylalkyl, C₇ to C₁₈ substituted phenylalkyl, C₁ to C₁₂ heterocycloalkyl, C₁ to C₁₂ substituted heterocycloalkyl, phenyl, substituted phenyl, naphthyl, substituted naphthyl, cyclic C₂ to C₇ alkylene, substituted cyclic C₂ to C₇ alkylene, cyclic C₂
15 to C₇ heteroalkylene, substituted cyclic C₂ to C₇ heteroalkylene, carboxy, protected carboxy, hydroxymethyl, protected hydroxymethyl, protected amino, (monosubstituted)amino, protected (monosubstituted)amino, (disubstituted)amino, C₁ to C₁₀ alkylamino, C₁ to C₁₀
20 substituted alkylamino, carboxamide, protected carboxamide, C₁ to C₁₀ alkylthio, C₁ to C₁₀ substituted alkylthio, C₁ to C₁₀ alkylsulfonyl, C₁ to C₁₀ substituted alkylsulfonyl, C₁ to C₁₀ alkylsulfoxide, C₁ to C₁₀ substituted alkylsulfoxide, phenylthio, substituted
25 phenylthio, phenylsulfoxide, substituted phenylsulfoxide, phenylsulfonyl, substituted phenylsulfonyl or (i) the formula -C(O)NR¹¹R¹², (ii) the formula -C(O)R¹¹, (iii) the formula -NR¹¹R¹², (iv) the formula -SR¹¹, (v) the formula -OR¹¹ or (vi) the formula -C(O)OR¹¹, wherein R¹¹ and R¹² are,
30 independently, a hydrogen atom, C₁ to C₁₂ alkyl, C₁ to C₁₂ substituted alkyl, C₂ to C₁₂ alkenyl, C₂ to C₁₂ substituted alkenyl, phenyl, substituted phenyl, naphthyl, substituted naphthyl, C₇ to C₁₈ phenylalkyl, C₇ to C₁₈ substituted phenylalkyl, C₁ to C₁₂ heterocycloalkyl, C₁ to

C₁₂ substituted heterocycloalkyl, heteroaryl, substituted heteroaryl, heterocycle, substituted heterocycle, phenylsulfonyl, substituted phenylsulfonyl, C₁ to C₁₀ alkylsulfonyl, C₁ to C₁₀ substituted alkylsulfonyl, C₁ to C₁₂ alkylaminocarbonyl, C₁ to C₁₂ substituted alkylaminocarbonyl, phenylaminocarbonyl or substituted phenylaminocarbonyl;

R⁵ is a hydrogen atom, C₁ to C₁₂ alkyl, C₁ to C₁₂ substituted alkyl, phenyl, substituted phenyl, C₇ to C₁₈ phenylalkyl, C₇ to C₁₈ substituted phenylalkyl, C₁ to C₁₂ heterocycloalkyl, C₁ to C₁₂ substituted heterocycloalkyl, carboxy, protected carboxy, cyano, protected (monosubstituted)amino, (disubstituted)amino, C₁ to C₁₂ acyl, C₁ to C₁₂ substituted acyl, C₁ to C₁₂ alkoxy carbonyl, C₁ to C₁₂ substituted alkoxy carbonyl, heterocycle, substituted heterocycle, naphthyl, substituted naphthyl, C₃ to C₇ cycloalkyl, C₃ to C₇ substituted cycloalkyl, C₅ to C₇ cycloalkenyl or C₅ to C₇ substituted cycloalkenyl;

R⁶ is the formula:

20

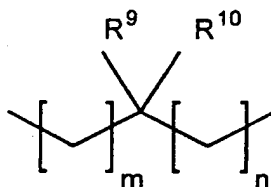
-D-W-E-

wherein:

W is absent or phenylene, substituted phenylene, C₃ to C₇ cycloalkylene, C₃ to C₇ substituted cycloalkylene, C₅ to C₇ cycloalkenylene, C₅ to C₇ substituted cycloalkenylene, arylene, substituted arylene, heterocyclene, substituted heterocyclene, heteroarylene or substituted heteroarylene;

25

and D, which is directly attached to the nitrogen depicted in the formula, and E, which can be absent, are, independently, C₁ to C₁₂ alkylene, C₂ to C₁₂ alkenylene, C₂ to C₁₂ alkynylene, C₁ to C₁₂ substituted alkylene, C₂ to C₁₂ substituted alkenylene, C₂ to C₁₂ substituted alkynylene, C₃ to C₇ cycloalkylene, C₃ to C₇ substituted cycloalkylene, C₅ to C₇ cycloalkenylene, C₅ to C₇ substituted cycloalkenylene, C₇ to C₁₈ phenylalkylene, C₇ to C₁₈ substituted phenylalkylene, C₁ to C₁₂ heterocycloalkylene and C₁ to C₁₂ substituted heterocycloalkylene, -NH- or the formula:



wherein R⁹ and R¹⁰ are, independently, a hydrogen atom, C₁ to C₁₂ alkyl, C₂ to C₁₂ alkenyl, C₂ to C₁₂ alkynyl, C₁ to C₁₂ substituted alkyl, C₂ to C₁₂ substituted alkenyl, C₂ to C₁₂ substituted alkynyl, C₁ to C₁₂ acyl, C₁ to C₁₂ substituted acyl, C₃ to C₇ cycloalkyl, C₃ to C₇ substituted cycloalkyl, C₅ to C₇ cycloalkenyl, C₅ to C₇ substituted cycloalkenyl, a heterocyclic ring, substituted heterocyclic ring, heteroaryl, substituted heteroaryl, C₇ to C₁₈ phenylalkyl, C₇ to C₁₈ substituted phenylalkyl, C₁ to C₁₂ heterocycloalkyl, C₁ to C₁₂ substituted heterocycloalkyl, C₇ to C₁₈ phenylalkoxy, C₇ to C₁₈ substituted phenylalkoxy, phenyl, substituted phenyl, naphthyl, substituted naphthyl, cyclic C₂ to C₇ alkylene, substituted cyclic C₂ to C₇ alkylene, cyclic C₂ to C₇ heteroalkylene, substituted cyclic C₂

to C₇ heteroalkylene, carboxy, protected carboxy, hydroxymethyl or protected hydroxymethyl; and m and n are, independently, 0, 1, 2, 3 or 4; and

R⁷ and R⁸ are, independently, a functionalized resin, a
5 hydrogen atom, C₁ to C₁₂ alkyl, C₁ to C₁₂ substituted alkyl, phenyl, substituted phenyl, heterocycle, substituted heterocycle, C₃ to C₇ cycloalkyl, C₃ to C₇ substituted cycloalkyl, C₅ to C₇ cycloalkenyl, C₅ to C₇ substituted cycloalkenyl, C₂ to C₁₂ alkenyl, C₂ to C₁₂ substituted
10 alkenyl, C₇ to C₁₈ phenylalkyl, C₇ to C₁₈ substituted phenylalkyl, C₁ to C₁₂ heterocycloalkyl and C₁ to C₁₂ substituted heterocycloalkyl, C₁ to C₁₂ acyl, C₁ to C₁₂ substituted acyl, phenylsulfonyl, substituted phenylsulfonyl, C₁ to C₁₀ alkylsulfonyl, C₁ to C₁₀
15 substituted alkylsulfonyl, C₁ to C₁₂ alkylaminocarbonyl, C₁ to C₁₂ substituted alkylaminocarbonyl, phenylaminocarbonyl, substituted phenylaminocarbonyl, C₁ to C₁₂ alkylaminothiocarbonyl, C₁ to C₁₂ substituted alkylaminothiocarbonyl, phenylaminothiocarbonyl or
20 substituted phenylaminothiocarbonyl;

provided that R⁶ is not methylene; or

a pharmaceutically acceptable salt of a compound thereof.

In another embodiment of the invention,

R¹, R², R³ and R⁴ are, independently, a hydrogen atom,
25 halo, C₁ to C₁₂ alkyl, C₁ to C₁₂ substituted alkyl, carboxy, (I) the formula -C(O)NR¹¹R¹² or (ii) the formula -C(O)R¹¹, wherein R¹¹ and R¹² are, independently, a hydrogen atom, C₁ to C₁₂ alkyl, C₁ to C₁₂ substituted alkyl, C₂ to C₁₂ alkenyl, C₂ to C₁₂ substituted alkenyl, C₇ to C₁₈

phenylalkyl, C₇ to C₁₈ substituted phenylalkyl, C₁ to C₁₂ heterocycloalkyl, C₁ to C₁₂ substituted heterocycloalkyl, heteroaryl, substituted heteroaryl, heterocycle or substituted heterocycle.

5 In a further embodiment of the invention,

R¹, R², and R⁴ are each a hydrogen atom and R³ is halo, C₁ to C₁₂ alkyl, C₁ to C₁₂ substituted alkyl, carboxy, (i) the formula -C(O)NR¹¹R¹² or (ii) the formula -C(O)R¹¹, wherein R¹¹ and R¹² are, independently, a hydrogen atom, C₁ to C₁₂ 10 alkyl, C₁ to C₁₂ substituted alkyl, C₂ to C₁₂ alkenyl, C₂ to C₁₂ substituted alkenyl, C₇ to C₁₈ phenylalkyl, C₇ to C₁₈ substituted phenylalkyl, C₁ to C₁₂ heterocycloalkyl, C₁ to C₁₂ substituted heterocycloalkyl, heteroaryl, substituted heteroaryl, heterocycle or substituted heterocycle.

15 In another embodiment of the invention,

R⁵ is a hydrogen atom, C₁ to C₁₂ alkyl, C₁ to C₁₂ substituted alkyl, phenyl, substituted phenyl, C₇ to C₁₈ phenylalkyl, C₇ to C₁₈ substituted phenylalkyl, C₁ to C₁₂ heterocycloalkyl, C₁ to C₁₂ substituted heterocycloalkyl, 20 heterocycle, substituted heterocycle, C₃ to C₇ cycloalkyl or C₃ to C₇ substituted cycloalkyl.

In an additional embodiment of the invention,

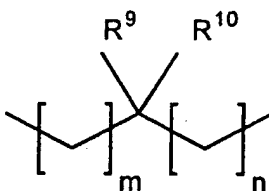
R⁶ is the formula:

-D-W-E-

25 wherein:

W is absent or phenylene, substituted phenylene, C₃ to C₇ cycloalkylene or C₃ to C₇ substituted cycloalkylene; and

D and E, which can be absent, are C₁ to C₁₂ alkylene,
5 C₁ to C₁₂ substituted alkylene, -NH- and the formula:



wherein:

R⁹ and R¹⁰ are, independently, a hydrogen atom,
10 C₁ to C₁₂ alkyl, C₁ to C₁₂ substituted alkyl, C₃ to C₇ cycloalkyl, C₃ to C₇ substituted cycloalkyl, C₇ to C₁₈ phenylalkyl, C₇ to C₁₈ substituted phenylalkyl, phenyl or substituted phenyl; and m and n are, independently, 0, 1 or 2.

15 In another embodiment of the invention, R⁷ and R⁸ are each a hydrogen atom.

In another embodiment of the invention, R⁶ is methylene, R¹, R² and R⁴ are each a hydrogen atom and R³ is the formula -C(O)NR¹¹R¹².

20 In another embodiment of the invention, R⁶ is methylene, R¹, R² and R⁴ are each a hydrogen atom and R³ is the formula -C(O)R¹¹, wherein R¹¹ is a heterocyclic ring or substituted heterocyclic ring, wherein the ring contains

at least one nitrogen atom and wherein the nitrogen atom is attached to the carbonyl carbon.

In another embodiment of the invention, R⁶ is not methylene.

5 In a further embodiment of the invention,

- R¹, R² and R⁴ are each a hydrogen atom and R³ is the formula -C(O)NR¹¹R¹², wherein wherein R¹¹ is a hydrogen atom, methyl, ethyl or benzyl and R¹² is a hydrogen atom, benzyl, 4-methoxyphenyl, 4-phenoxyphenyl,
- 10 (1-ethyl-2-pyrrolidino)methyl, pyridin-2-ylmethyl, (2-(pyridin-2-yl)ethyl, methyl, 3,3,5-trimethylcyclohexyl, cyclohexyl, 3-(trifluoromethyl)benzyl, 6-indazolyl, 2-(ethoxycarbonyl)ethyl, ethoxycarbonylmethyl,
- 15 cyclooctyl, cyclopropyl, (N,N-diethylamino)ethyl, 3-(2-oxo-1-pyrrolidino)propyl, (1-ethyl-2-pyrrolidinyl)methyl, pyridin-4-ylmethyl, 3-(4-morpholino)propyl, 4-methylphenyl, butyl or 2-thiazolyl;
- 20 R⁵ is 3-phenoxyphenyl, 3-hydroxy-4-methoxyphenyl, 4-acetamidophenyl, 4-phenoxyphenyl, 4-bromo-2-thienyl, 4-pyridyl, 2-butyl, 4-chloro-3-nitrophenyl, 3-nitrophenyl, 2,3-dichlorophenyl, 2,5-difluorophenyl, 5-methyl-2-furyl, 4-chloro-3-fluorophenyl,
- 25 2-phenyl-4-imidazolyl, 5-nitro-2-furyl, 4-bromophenyl, 2-norbornen-5-yl, 6-nitropiperonyl, 2-chloro-5-nitrophenyl, 5-hydroxy-2-nitrophenyl, 3-hydroxyphenyl, 3,4-difluorophenyl, 4-dimethylaminophenyl, 2-thienyl, 4-cyanophenyl,
- 30 3-cyanophenyl, 4-nitrophenyl, 2-fluorophenyl,

4-carboxyphenyl, 2-bromophenyl,
2-chloro-3,4-dimethoxyphenyl, 3-thienyl, 4-quinolyl,
4-methyl-5-imidazolyl, 4-hydroxyphenyl,
2-ethyl-5-formyl-4-methylimidazolyl,
5 4-chloro-2-nitrophenyl, 3-pyridyl,
3,4-dimethyl-6-nitrophenyl, 5-chloro-2-nitrophenyl or
2-nitrophenyl;

R⁶ is methylene, ethylidene, ethylene, propylene,
pentylene, isopentylidene, 3-aminocarbonylbutylidene,
10 2-methylthiopropylidene, isobutylidene, phenylmethylene,
benzylmethylene, cyclohexylethylidene,
4-chlorobenzylmethylene,
indol-3-ylethylidene, 4-trifluoroacetamidopentylidene,
3-guanidobutylidene, -CH₂CH₂NH- or
15 1,4-(cyclohexylene)-NH-; and

R⁷ and R⁸ are each a hydrogen atom.

In another embodiment of the invention,

R¹, R² and R⁴ are each a hydrogen atom and R³ is the
formula -C(O)R¹¹, wherein R¹¹ is
20 1,3,3-trimethyl-6-aza-6-bicyclo(3,2,1)octyl,
4-(4-fluorophenyl)-1-piperazino, 4-acetyl-1-piperazino,
morpholino, 2-methyl-4-(3-methylphenyl)-1-piperazino,
4-ethoxycarbonylpiperidino or N-methylhomopiperazino;

R⁵ is 3-phenoxyphenyl, 3-hydroxy-4-methoxyphenyl,
25 4-acetamidophenyl, 4-phenoxyphenyl, 4-bromo-2-thienyl,
4-pyridyl, 2-butyl, 4-chloro-3-nitrophenyl,
3-nitrophenyl, 2,3-dichlorophenyl, 2,5-difluorophenyl,
5-methyl-2-furyl, 4-chloro-3-fluorophenyl,
2-phenyl-4-imidazolyl, 5-nitro-2-furyl, 4-bromophenyl,

- 2-norbornen-5-yl, 6-nitropiperonyl,
 2-chloro-5-nitrophenyl, 5-hydroxy-2-nitrophenyl,
 3-hydroxyphenyl, 3,4-difluorophenyl,
 4-dimethylaminophenyl, 2-thienyl, 4-cyanophenyl,
 5 3-cyanophenyl, 4-nitrophenyl, 2-fluorophenyl,
 4-carboxyphenyl, 2-bromophenyl,
 2-chloro-3,4-dimethoxyphenyl, 3-thienyl, 4-quinolyl,
 4-methyl-5-imidazolyl, 4-hydroxyphenyl,
 2-ethyl-5-formyl-4-methylimidazolyl,
 10 4-chloro-2-nitrophenyl, 3-pyridyl,
 3,4-dimethyl-6-nitrophenyl, 5-chloro-2-nitrophenyl or
 2-nitrophenyl;

- R⁶ is methylene, ethylidene, ethylene, propylene,
 pentylene, isopentylidene, 3-aminocarbonylbutylidene,
 15 2-methylthiopropylidene, isobutylidene, phenylmethylene,
 benzylmethylene, cyclohexylethylidene,
 4-chlorobenzylmethylene,
 indol-3-ylethylidene, 4-trifluoroacetamidopentylidene,
 3-guanidobutylidene, -CH₂CH₂NH- or
 20 1,4-(cyclohexylene)-NH-; and

R⁷ and R⁸ are each a hydrogen atom.

An addition embodiment of the invention provides that:

- R¹, R² and R⁴ are each a hydrogen atom and R³ is the
 25 formula -C(O)NR¹¹R¹², wherein R¹¹ is a hydrogen atom,
 methyl, ethyl or benzyl and R¹² is a hydrogen atom,
 2-(2-methoxyphenyl)ethyl, (1-ethyl-2-pyrrolidino)methyl,
 pyridin-2-ylmethyl, 2-methyl-5-chlorophenyl,
 2-(pyridin-2-yl)ethyl, 1-ethyl-2-pyrrolidinylmethyl,
 30 3,3,5-trimethylcyclohexyl, 3,4-methylenedioxyphenyl,

3-(trifluoromethyl)benzyl, pyridin-4-ylmethyl,
6-indazolyl, 2-(ethoxycarbonyl)ethyl, cyclooctyl,
cyclopropyl, benzyl, N,N-(diethylamino)ethyl,
3-(2-oxo-1-pyrrolidine)propyl, 3-(4-morpholino)propyl,
5 (ethoxycarbonyl)methyl or cyclohexyl;

R⁵ is phenoxyphenyl, 4-hydroxy-3-methoxyphenyl,
3,4,5-trimethoxyphenyl, 3-hydroxy-4-methoxyphenyl,
4-acetamidophenyl, 4-phenoxyphenyl,
4-methoxyl-1-naphthyl, 4-bromo-2-thienyl, 4-pyridyl,
10 isopropyl, 2-methylthioethyl, 4-chloro-3-nitrophenyl,
3-nitrophenyl, 4-t-butylphenyl, 2,3-dichlorophenyl,
3,5-bis(trifluoromethyl)phenyl, 2,5-difluorophenyl,
2-quinolyl, 2-chloro-3,4-dimethoxyphenyl,
5-methyl-2-furyl, 4-chloro-3-fluorophenyl,
15 2-phenyl-4-imidazolyl, 2-(ethoxycarbonyl)cyclopropyl,
5-nitro-2-furyl, 4-bromophenyl, cyclopropyl,
2-norbornen-5-yl, 6-nitropiperonyl,
2-chloro-5-nitrophenyl, 5-hydroxy-2-nitrophenyl,
3-hydroxyphenyl, 3,4-difluorophenyl,
20 4-dimethylaminophenyl, 4-methylthiophenyl,
4-(trifluoromethyl)phenyl, 2-thienyl,
2,3-dimethoxyphenyl, 3-ethoxy-4-hydroxyphenyl,
4-cyanophenyl, 3-cyanophenyl, 2-furyl, 4-nitrophenyl,
1-naphthyl, 2-methoxyphenyl, 4-isopropylphenyl,
25 piperonyl, 2-fluorophenyl, 4-ethoxyphenyl or
2,4-dihydroxyphenyl;

R⁶ methylene, ethylidene, ethylene, propylene, pentylene,
isopentylidene, 3-aminocarbonylbutylidene,
2-methylthiopropylidene, isobutylidene, phenylmethylene,
30 benzylmethylene, cyclohexylethylidene,
4-chlorobenzylmethylene, indol-3-ylethylidene,
4-trifluoroacetamidopentylidene,

3-guanidobutylidene, hydroxyethylidene,
2-aminocarbonylpropylidene, isopentylidene,
mercaptoethylidene, 4-hydroxybenzylmethylene,
1,3-phenylene, 1,4-phenylene, 1,4-(phenylene)-NH-,
5 3,6-dioxaoctylene-NH-, -CH₂CH₂NH- or
1,4-(cyclohexylene)-NH-; and

R⁷ and R⁸ are each a hydrogen atom.

In a further embodiment,

R¹, R² and R⁴ are each a hydrogen atom and R³ is the
10 formula -C(O)R¹¹, wherein R¹¹ is
1,3,3-trimethyl-6-aza-6-bicyclo(3,2,1)octyl,
4-(4-fluorophenyl)-1-piperazino, 4-acetyl-1-piperazino,
piperazino, 2-methyl-4-(3-methylphenyl)-1-piperazino,
4-(ethoxycarbonyl)piperidino, N-methylhomopiperazino or
15 N,N'-diisopropylimidamino;

R⁵ is phenoxyphenyl, 4-hydroxy-3-methoxyphenyl,
3,4,5-trimethoxyphenyl, 3-hydroxy-4-methoxyphenyl,
4-acetamidophenyl, 4-phenoxyphenyl,
4-methoxyl-1-naphthyl, 4-bromo-2-thienyl, 4-pyridyl,
20 isopropyl, 2-methylthioethyl, 4-chloro-3-nitrophenyl,
3-nitrophenyl, 4-t-butylphenyl, 2,3-dichlorophenyl,
3,5-bis(trifluoromethyl)phenyl, 2,5-difluorophenyl,
2-quinolyl, 2-chloro-3,4-dimethoxylphenyl,
5-methyl-2-furyl, 4-chloro-3-fluorophenyl,
25 2-phenyl-4-imidazolyl, 2-(ethoxycarbonyl)cyclopropyl,
5-nitro-2-furyl, 4-bromophenyl, cyclopropyl,
2-norbornen-5-yl, 6-nitropiperonyl,
2-chloro-5-nitrophenyl, 5-hydroxy-2-nitrophenyl,
3-hydroxyphenyl, 3,4-difluorophenyl,
30 4-dimethylaminophenyl, 4-methylthiophenyl,

4-(trifluoromethyl)phenyl, 2-thienyl,
2,3-dimethoxyphenyl, 3-ethoxy-4-hydroxyphenyl,
4-cyanophenyl, 3-cyanophenyl, 2-furyl, 4-nitrophenyl,
1-naphthyl, 2-methoxyphenyl, 4-isopropylphenyl, piperonyl,
5 2-fluorophenyl, 4-ethoxyphenyl or 2,4-dihydroxyphenyl;

R⁶ is methylene, ethylidene, ethylene, propylene,
pentylene, isopentylidene, 3-aminocarbonylbutylidene,
2-methylthiopropylidene, isobutylidene, phenylmethylene,
benzylmethylene, cyclohexylethylidene,
10 4-chlorobenzylmethylene,
indol-3-ylethylidene, 4-trifluoroacetamidopentylidene,
3-guanidobutylidene, hydroxyethylidene,
2-aminocarbonylpropylidene, isopentylidene,
mercaptoethylidene, 4-hydroxybenzylmethylene,
15 1,3-phenylene, 1,4-phenylene, 1,4-(phenylene)-NH-,
3,6-dioxaoctylene-NH-, -CH₂CH₂NH- or
1,4-(cyclohexylene)-NH-; and

R⁷ and R⁸ are each a hydrogen atom.

In another embodiment,

20 R¹, R², R⁴, R⁷ and R⁸ are each a hydrogen atom;

R³ is the formula -C(O)NR¹¹R¹², wherein R¹¹ is a hydrogen
atom and R¹² is pyridin-2-ylmethyl or
3,3,5-trimethylcyclohexyl;

R⁵ is 4-N,N-dimethylaminophenyl, 5-chloro-2-nitrophenyl,
25 4-bromo-2-thienyl, 2-butyl, 5-nitro-2-furyl,
4-bromophenyl, 2-thienyl, 3-thienyl, 3-cyanophenyl,
4-cyanophenyl, 4-quinolyl or 4-hydroxyphenyl; and

R⁶ is methylene.

The invention also provides methods for making benzimidazole derivative compounds and libraries. In one method of the invention, benzimidazole derivative
5 compounds can be prepared by:

(a) coupling a first compound having a substituent of the formula -NH-C(O)-variable group-NH₂ with a phenyl compound that is substituted with a nitro group and a halo group in an ortho relationship on the phenyl ring, the phenyl
10 compound optionally substituted with a variable group at one or more of the remaining 4 positions of the phenyl ring, resulting in a phenyl compound substituted with a nitro group and an ortho monosubstituted amino group;

(b) reducing the nitro group of the phenyl compound
15 resulting from step (a); and

© coupling the compound resulting from step (b) with an aldehyde of the formula variable group-CHO, resulting in a benzimidazole derivative compound.

In another method of the invention, the first
20 compound having a substituent of the formula -NH-C(O)-variable group-NH₂ is attached to solid support.

In a further method of the invention, the variable group on the phenyl group in step (a) is a carboxyl.

25 An additional method of the invention provides that the carboxyl group of the phenyl compound resulting from step (a) is coupled with a monosubstituted amine compound, a disubstituted amine compound, a cyclic imino

compound or an alcohol, resulting, respectively, in (I) a monosubstituted carboxamido substituent attached to the phenyl compound; (ii) a disubstituted substituent carboxamido attached to the phenyl compound; (iii) a
5 cyclic imino carbonyl substituent attached to the phenyl compound; or (iv) an ester substituent attached to the phenyl compound.

When the above-described compounds include one or more chiral centers, the stereochemistry of such
10 chiral centers can independently be in the R or S configuration, or a mixture of the two. The chiral centers can be further designated as R or S or R,S or d,D, l,L or d,l, D,L.

Regarding the compounds and combinatorial
15 libraries described herein, the suffix "ene" added to any of the described terms means that two parts of the substituent are each connected to two other parts in the compound (unless the substituent contains only one carbon, in which case such carbon is connected to two
20 other parts in the compound, for example, methylene).

The term "C₁ to C₁₂ alkyl" denotes such radicals as methyl, ethyl, n-propyl, isopropyl, n-butyl, iso-butyl, sec-butyl, tert-butyl, amyl, tert-amyl, hexyl, heptyl, octyl, nonyl, decyl, undecyl, dodecyl and the
25 like. Preferred "C₁ to C₁₂ alkyl" groups are methyl, ethyl, iso-butyl, sec-butyl and iso-propyl. Similarly, the term "C₁ to C₁₂ alkylene" denotes radicals of 1 to 12 carbons connected to two other parts in the compound.

The term "C₂ to C₁₂ alkenyl" denotes such
30 radicals as vinyl, allyl, 2-butenyl, 3-butenyl, 2-

pentenyl, 3-pentenyl, 4-pentenyl, 2-hexenyl, 3-hexenyl, 4-hexenyl, 5-hexenyl, 2-heptenyl, 3-heptenyl, 4-heptenyl, 5-heptenyl, 6-heptenyl, (as well as octenyl, nonenyl, decenyl, undecenyl, dodecenyl radicals attached at any
5 appropriate carbon position and the like) as well as dienes and trienes of straight and branched chains.

The term "C₂ to C₁₂ alkynyl" denotes such radicals as ethanol, propynyl, 2-butynyl, 2-pentynyl, 3-pentynyl, 2-hexynyl, 3-hexynyl, 4-hexynyl, 2-heptynyl,
10 3-heptynyl, 4-heptynyl, 5-heptynyl (as well as octynyl, nonynyl, decynyl, undecynyl, dodecynyl radicals attached at any appropriate carbon position and the like) as well as di- and tri-ynes of straight and branched chains.

The terms "C₁ to C₁₂ substituted alkyl," "C₂ to
15 C₁₂ substituted alkenyl," "C₂ to C₁₂ substituted alkynyl," "C₁ to C₁₂ substituted alkylene," "C₂ to C₁₂ substituted alkenylene" and "C₂ to C₁₂ substituted alkynylene" denote groups are substituted by one or more, and preferably one or two, halogen, hydroxy, protected hydroxy, oxo,
20 protected oxo, C₃ to C₇ cycloalkyl, phenyl, naphthyl, amino, protected amino, (monosubstituted)amino, protected (monosubstituted)amino, (disubstituted)amino, guanidino, protected guanidino, heterocyclic ring, substituted heterocyclic ring, imidazolyl, indolyl, pyrrolidinyl, C₁
25 to C₁₂ alkoxy, C₁ to C₁₂ acyl, C₁ to C₁₂ acyloxy, nitro, carboxy, protected carboxy, carbamoyl, carboxamide, protected carboxamide, N-(C₁ to C₁₂ alkyl)carboxamide, protected N-(C₁ to C₁₂ alkyl)carboxamide, N,N-di(C₁ to C₁₂ alkyl)carboxamide, cyano, methylsulfonylamino, thiol, C₁
30 to C₁₀ alkylthio or C₁ to C₁₀ alkylsulfonyl groups. The substituted alkyl groups may be substituted once or more,

and preferably once or twice, with the same or with different substituents.

Examples of the above substituted alkyl groups include the 2-oxo-prop-1-yl, 3-oxo-but-1-yl, cyanomethyl, nitromethyl, chloromethyl, hydroxymethyl, tetrahydropyranyloxymethyl, trityloxymethyl, propionyloxymethyl, aminomethyl, carboxymethyl, allyloxycarbonylmethyl, allyloxycarbonylaminomethyl, methoxymethyl, ethoxymethyl, t-butoxymethyl, acetoxymethyl, chloromethyl, bromomethyl, iodomethyl, trifluoromethyl, 6-hydroxyhexyl, 2,4-dichloro(n-butyl), 2-aminopropyl, 1-chloroethyl, 2-chloroethyl, 1-bromoethyl, 2-chloroethyl, 1-fluoroethyl, 2-fluoroethyl, 1-iodoethyl, 2-iodoethyl, 1-chloropropyl, 2-chloropropyl, 3-chloropropyl, 1-bromopropyl, 2-bromopropyl, 3-bromopropyl, 1-fluoropropyl, 2-fluoropropyl, 3-fluoropropyl, 1-iodopropyl, 2-iodopropyl, 3-iodopropyl, 2-aminoethyl, 1-aminoethyl, N-benzoyl-2-aminoethyl, N-acetyl-2-aminoethyl, N-benzoyl-1-aminoethyl, N-acetyl-1-aminoethyl and the like.

Examples of the above substituted alkenyl groups include styrenyl, 3-chloro-propen-1-yl, 3-chloro-buten-1-yl, 3-methoxy-propen-2-yl, 3-phenyl-buten-2-yl, 1-cyano-buten-3-yl and the like. The geometrical isomerism is not critical, and all geometrical isomers for a given substituted alkenyl can be used.

Examples of the above substituted alkynyl groups include phenylacetylen-1-yl, 1-phenyl-2-propyn-1-yl and the like.

The term "oxo" denotes a carbon atom bonded to two additional carbon atoms substituted with an oxygen atom doubly bonded to the carbon atom, thereby forming a ketone moiety.

5 The term "protected oxo" denotes a carbon atom bonded to two additional carbon atoms substituted with two alkoxy groups or twice bonded to a substituted diol moiety, thereby forming an acyclic or cyclic ketal moiety.

10 The term " C_1 to C_{12} alkoxy" as used herein denotes groups such as methoxy, ethoxy, n-propoxy, isopropoxy, n-butoxy, t-butoxy and like groups. A preferred alkoxy is methoxy. The term " C_1 to C_{12} substituted alkoxy" means the alkyl portion of the alkoxy
15 can be substituted in the same manner as in relation to C_1 to C_{12} substituted alkyl. Similarly, the term " C_1 to C_{12} phenylalkoxy" as used herein means " C_1 to C_{12} alkoxy" bonded to a phenyl radical.

 The term " C_1 to C_{12} acyloxy" denotes herein
20 groups such as formyloxy, acetoxy, propionyloxy, butyryloxy, pivaloyloxy, pentanoyloxy, hexanoyloxy, heptanoyloxy, octanoyloxy, nonanoyloxy, decanoyloxy, undecanoyloxy, dodecanoyloxy and the like.

 Similarly, the term " C_1 to C_{12} acyl" encompasses
25 groups such as formyl, acetyl, propionyl, butyryl, pentanoyl, pivaloyl, hexanoyl, heptanoyl, octanoyl, nonanoyl, decanoyl, undecanoyl, dodecanoyl, benzoyl and the like. Preferred acyl groups are acetyl and benzoyl.

The term "C₁ to C₁₂ substituted acyl" denotes the acyl group substituted by one or more, and preferably one or two, halogen, hydroxy, protected hydroxy, oxo, protected oxo, cyclohexyl, naphthyl, amino, protected amino, (monosubstituted)amino, protected (monosubstituted)amino, (disubstituted)amino, guanidino, heterocyclic ring, substituted heterocyclic ring, imidazolyl, indolyl, pyrrolidinyl, C₁ to C₁₂ alkoxy, C₁ to C₁₂ acyl, C₁ to C₁₂ acyloxy, nitro, C₁ to C₁₂ alkyl ester, carboxy, protected carboxy, carbamoyl, carboxamide, protected carboxamide, N-(C₁ to C₁₂ alkyl)carboxamide, protected N-(C₁ to C₁₂ alkyl)carboxamide, N,N-di(C₁ to C₁₂ alkyl)carboxamide, cyano, methylsulfonylamino, thiol, C₁ to C₁₀ alkylthio or C₁ to C₁₀ alkylsulfonyl groups. The substituted acyl groups may be substituted once or more, and preferably once or twice, with the same or with different substituents.

Examples of C₁ to C₁₂ substituted acyl groups include 4-phenylbutyroyl, 3-phenylbutyroyl, 3-phenylpropanoyl, 2-cyclohexanylacetyl, cyclohexanecarbonyl, 2-furanoyl and 3-dimethylaminobenzoyl.

The substituent term "C₃ to C₇ cycloalkyl" includes the cyclopropyl, cyclobutyl, cyclopentyl, cyclohexyl or cycloheptyl rings. Similarly, a substituent that can be "C₃ to C₇ cycloalkyl" can also be "C₅ to C₇ cycloalkyl," which includes the cyclopentyl, cyclohexyl or cycloheptyl rings.

The substituent term "C₃ to C₇ substituted cycloalkyl" or "C₅ to C₇ substituted cycloalkyl" indicates the above cycloalkyl rings substituted by one or two

halogen, hydroxy, protected hydroxy, C₁ to C₁₀ alkylthio, C₁ to C₁₀ alkylsulfoxide, C₁ to C₁₀ alkylsulfonyl, C₁ to C₁₀ substituted alkylthio, C₁ to C₁₀ substituted alkylsulfoxide, C₁ to C₁₀ substituted alkylsulfonyl, C₁ to C₁₂ alkyl, C₁ to C₁₂ alkoxy, C₁ to C₁₂ substituted alkyl, C₁ to C₁₂ alkoxy, oxo, protected oxo, (monosubstituted)amino, (disubstituted)amino, trifluoromethyl, carboxy, protected carboxy, phenyl, substituted phenyl, phenylthio, phenylsulfoxide, phenylsulfonyl, amino, or protected amino groups.

The term "cycloalkylene" means a cycloalkyl, as defined above, where the cycloalkyl radical is bonded at two positions connecting together two separate additional groups. Similarly, the term "substituted cycloalkylene" means a cycloalkylene where the cycloalkyl radical is bonded at two positions connecting together two separate additional groups and further bearing at least one additional substituent.

The term "C₅ to C₇ cycloalkenyl" indicates a 1,2, or 3-cyclopentenyl ring, a 1,2,3 or 4-cyclohexenyl ring or a 1,2,3,4 or 5-cycloheptenyl ring, while the term "substituted C₅ to C₇ cycloalkenyl" denotes the above C₅ to C₇ cycloalkenyl rings substituted by a C₁ to C₁₂ alkyl radical, halogen, hydroxy, protected hydroxy, C₁ to C₁₂ alkoxy, trifluoromethyl, carboxy, protected carboxy, oxo, protected oxo, (monosubstituted)amino, protected (monosubstituted)amino, (disubstituted)amino, phenyl, substituted phenyl, amino, or protected amino.

The term "C₅ to C₇ cycloalkenylene" is a cycloalkenyl ring, as defined above, where the cycloalkenyl radical is bonded at two positions

connecting together two separate additional groups. Examples of C₅ to C₇ cycloalkenylenes include 1,3-cyclopentylene and 1,2-cyclohexylene.

Similarly, the term "substituted C₅ to C₇ cycloalkenylene" means a cycloalkenylene further substituted by halogen, hydroxy, protected hydroxy, C₁ to C₁₀ alkylthio, C₁ to C₁₀ alkylsulfoxide, C₁ to C₁₀ alkylsulfonyl, C₁ to C₁₀ substituted alkylthio, C₁ to C₁₀ substituted alkylsulfoxide, C₁ to C₁₀ substituted alkylsulfonyl, C₁ to C₁₂ alkyl, C₁ to C₁₂ alkoxy, C₁ to C₁₂ substituted alkyl, C₁ to C₁₂ alkoxy, oxo, protected oxo, (monosubstituted)amino, (disubstituted)amino, trifluoromethyl, carboxy, protected carboxy, phenyl, substituted phenyl, phenylthio, phenylsulfoxide, phenylsulfonyl, amino, or protected amino group. Examples of substituted C₅ to C₇ cycloalkenylenes include 4-chloro-1,3-cyclopentylene and 4-methyl-1,2-cyclohexylene.

The term "heterocycle" or "heterocyclic ring" denotes optionally substituted five-membered to eight-membered rings that have 1 to 4 heteroatoms, such as oxygen, sulfur and/or nitrogen, in particular nitrogen, either alone or in conjunction with sulfur or oxygen ring atoms. These five-membered to eight-membered rings may be saturated, fully unsaturated or partially unsaturated, with fully saturated rings being preferred. Preferred heterocyclic rings include morpholino, piperidinyl, piperazinyl, 2-amino-imidazolyl, tetrahydrofurano, pyrrolo, tetrahydrothiophen-yl, hexylmethylenimine and heptylmethylenimine.

The term "substituted heterocycle" or "substituted heterocyclic ring" means the above-described heterocyclic ring is substituted with, for example, one or more, and preferably one or two, substituents which
5 are the same or different which substituents can be halogen, hydroxy, protected hydroxy, cyano, nitro, C₁ to C₁₂ alkyl, C₁ to C₁₂ alkoxy, C₁ to C₁₂ substituted alkoxy, C₁ to C₁₂ acyl, C₁ to C₁₂ acyloxy, carboxy, protected carboxy, carboxymethyl, protected carboxymethyl, hydroxymethyl,
10 protected hydroxymethyl, amino, protected amino, (monosubstituted)amino, protected (monosubstituted)amino, (disubstituted)amino carboxamide, protected carboxamide, N-(C₁ to C₁₂ alkyl)carboxamide, protected N-(C₁ to C₁₂ alkyl)carboxamide, N, N-di(C₁ to C₁₂ alkyl)carboxamide,
15 trifluoromethyl, N-((C₁ to C₁₂ alkyl)sulfonyl)amino, N-(phenylsulfonyl)amino, heterocycle or substituted heterocycle groups.

The term "heteroaryl" means a heterocyclic aromatic derivative which is a five-membered or six-
20 membered ring system having from 1 to 4 heteroatoms, such as oxygen, sulfur and/or nitrogen, in particular nitrogen, either alone or in conjunction with sulfur or oxygen ring atoms. Examples of heteroaryls include pyridinyl, pyrimidinyl, and pyrazinyl, pyridazinyl,
25 pyrrolo, furano, oxazolo, isoxazolo, phthalimido, thiazolo and the like.

The term "substituted heteroaryl" means the above-described heteroaryl is substituted with, for example, one or more, and preferably one or two,
30 substituents which are the same or different which substituents can be halogen, hydroxy, protected hydroxy, cyano, nitro, C₁ to C₁₂ alkyl, C₁ to C₁₂ alkoxy, C₁ to C₁₂

substituted alkoxy, C₁ to C₁₂ acyl, C₁ to C₁₂ substituted
acyl, C₁ to C₁₂ acyloxy, carboxy, protected carboxy,
carboxymethyl, protected carboxymethyl, hydroxymethyl,
protected hydroxymethyl, amino, protected amino,
5 (monosubstituted)amino, protected (monosubstituted)amino,
(disubstituted)amino, carboxamide, protected carboxamide,
N-(C₁ to C₁₂ alkyl)carboxamide, protected N-(C₁ to C₁₂
alkyl)carboxamide, N, N-di(C₁ to C₁₂ alkyl)carboxamide,
trifluoromethyl, N-((C₁ to C₁₂ alkyl)sulfonyl)amino or N-
10 (phenylsulfonyl)amino groups.

The term "C₇ to C₁₈ phenylalkyl" denotes a C₁ to
C₁₂ alkyl group substituted at any position within the
alkyl chain by a phenyl. The definition includes groups
of the formula: -phenyl-alkyl, -alkyl-phenyl and -alkyl-
15 phenyl-alkyl. Examples of such a group include benzyl,
2-phenylethyl, 3-phenyl(n-propyl), 4-phenylhexyl, 3-
phenyl(n-amyl), 3-phenyl(sec-butyl) and the like.
Preferred C₇ to C₁₈ phenylalkyl groups are any one of the
preferred alkyl groups described herein combined with a
20 phenyl group.

Similarly, the term "C₁ to C₁₂ heterocycloalkyl"
denotes a C₁ to C₁₂ alkyl group substituted at any
position within the alkyl chain by a "heterocycle," as
defined herein. The definition includes groups of the
25 formula: -heterocyclic-alkyl, -alkyl-heterocyclic and
-alkyl-heterocyclic-alkyl. Examples of such a group
include 2-pyridylethyl, 3-pierydyl(n-propyl), 4-
furylhexyl, 3-piperazyl(n-amyl), 3-morpholyl(sec-butyl)
and the like. Preferred C₁ to C₁₂ heterocycloalkyl groups
30 are any one of the preferred alkyl groups described
herein combined with any one of the preferred heterocycle
groups described herein.

The terms "C₇ to C₁₈ substituted phenylalkyl" and "C₁ to C₁₂ substituted heterocycloalkyl" denote a C₇ to C₁₈ phenylalkyl group or C₁ to C₁₂ heterocycloalkyl substituted (on the alkyl or, where applicable, phenyl or
5 heterocyclic portion) with one or more, and preferably one or two, groups chosen from halogen, hydroxy, protected hydroxy, oxo, protected oxo, amino, protected amino, (monosubstituted)amino, protected (monosubstituted)amino, (disubstituted)amino, guanidino,
10 protected guanidino, heterocyclic ring, substituted heterocyclic ring, C₁ to C₁₂ alkyl, C₁ to C₁₂ substituted alkyl, C₁ to C₁₂ alkoxy, C₁ to C₁₂ substituted alkoxy, C₁ to C₁₂ acyl, C₁ to C₁₂ substituted acyl, C₁ to C₁₂ acyloxy,
nitro, carboxy, protected carboxy, carbamoyl,
15 carboxamide, protected carboxamide, N-(C₁ to C₁₂ alkyl)carboxamide, protected N-(C₁ to C₁₂ alkyl)carboxamide, N, N-(C₁ to C₁₂ dialkyl)carboxamide, cyano, N-(C₁ to C₁₂ alkylsulfonyl)amino, thiol, C₁ to C₁₀ alkylthio, C₁ to C₁₀ alkylsulfonyl groups; and/or the
20 phenyl group may be substituted with one or more, and preferably one or two, substituents chosen from halogen, hydroxy, protected hydroxy, cyano, nitro, C₁ to C₁₂ alkyl, C₁ to C₁₂ substituted alkyl, C₁ to C₁₂ alkoxy, C₁ to C₁₂ substituted alkoxy, C₁ to C₁₂ acyl, C₁ to C₁₂ substituted
25 acyl, C₁ to C₁₂ acyloxy, carboxy, protected carboxy, carboxymethyl, protected carboxymethyl, hydroxymethyl, protected hydroxymethyl, amino, protected amino, (monosubstituted)amino, protected (monosubstituted)amino, (disubstituted)amino, carboxamide, protected carboxamide,
30 N-(C₁ to C₁₂ alkyl)carboxamide, protected N-(C₁ to C₁₂ alkyl)carboxamide, N, N-di(C₁ to C₁₂ alkyl)carboxamide, trifluoromethyl, N-((C₁ to C₁₂ alkyl)sulfonyl)amino, N-(phenylsulfonyl)amino, cyclic C₂ to C₁₂ alkylene or a phenyl group, substituted or unsubstituted, for a

resulting biphenyl group. The substituted alkyl, phenyl or heterocyclic groups may be substituted with one or more, and preferably one or two, substituents which can be the same or different.

5 Examples of the term "C₇ to C₁₈ substituted phenylalkyl" include groups such as 2-phenyl-1-chloroethyl, 2-(4-methoxyphenyl)ethyl, 4-(2,6-dihydroxy phenyl)n-hexyl, 2-(5-cyano-3-methoxyphenyl)n-pentyl, 3-(2,6-dimethylphenyl)n-propyl, 4-chloro-3-aminobenzyl, 6-
10 (4-methoxyphenyl)-3-carboxy(n-hexyl), 5-(4-aminomethylphenyl)-3-(aminomethyl)n-pentyl, 5-phenyl-3-oxo-n-pent-1-yl and the like.

The term "C₇ to C₁₈ phenylalkylene" specifies a C₇ to C₁₈ phenylalkyl, as defined above, where the
15 phenylalkyl radical is bonded at two different positions connecting together two separate additional groups. The definition includes groups of the formula:
-phenyl-alkyl-, -alkyl-phenyl- and -alkyl-phenyl-alkyl-. Substitutions on the phenyl ring can be 1,2, 1,3 or 1,4.
20 C₇ to C₁₈ phenylalkylenes include, for example, 1,4-toluylene and 1,3-xylylene.

Similarly, the term "C₁ to C₁₂ heterocycloalkylene" specifies a C₁ to C₁₂ heterocycloalkyl, as defined above, where the
25 heterocycloalkyl radical is bonded at two different positions connecting together two separate additional groups. The definition includes groups of the formula:
-heterocyclic-alkyl-, -alkyl-heterocyclic and -alkyl-heterocyclic-alkyl-.

The terms "C₇ to C₁₈ substituted phenylalkylene" and "C₁ to C₁₂ substituted heterocycloalkylene" means a C₇ to C₁₈ phenylalkylene or C₁ to C₁₂ heterocycloalkylene as defined above that is further substituted by halogen, hydroxy, protected hydroxy, C₁ to C₁₀ alkylthio, C₁ to C₁₀ alkylsulfoxide, C₁ to C₁₀ alkylsulfonyl, C₁ to C₁₀ substituted alkylthio, C₁ to C₁₀ substituted alkylsulfoxide, C₁ to C₁₀ substituted alkylsulfonyl, C₁ to C₁₂ alkyl, C₁ to C₁₂ alkoxy, C₁ to C₁₂ substituted alkyl, C₁ to C₁₂ alkoxy, oxo, protected oxo, (monosubstituted)amino, (disubstituted)amino, trifluoromethyl, carboxy, protected carboxy, phenyl, substituted phenyl, phenylthio, phenylsulfoxide, phenylsulfonyl, amino, or protected amino group on the phenyl ring or on the alkyl group.

The term "substituted phenyl" specifies a phenyl group substituted with one or more, and preferably one or two, moieties chosen from the groups consisting of halogen, hydroxy, protected hydroxy, cyano, nitro, C₁ to C₁₂ alkyl, C₁ to C₁₂ substituted alkyl, C₁ to C₁₂ alkoxy, C₁ to C₁₂ substituted alkoxy, C₁ to C₁₂ acyl, C₁ to C₁₂ substituted acyl, C₁ to C₁₂ acyloxy, carboxy, protected carboxy, carboxymethyl, protected carboxymethyl, hydroxymethyl, protected hydroxymethyl, amino, protected amino, (monosubstituted)amino, protected (monosubstituted)amino, (disubstituted)amino, carboxamide, protected carboxamide, N-(C₁ to C₁₂ alkyl)carboxamide, protected N-(C₁ to C₁₂ alkyl)carboxamide, N, N-di(C₁ to C₁₂ alkyl)carboxamide, trifluoromethyl, N-((C₁ to C₁₂ alkyl)sulfonyl)amino, N-(phenylsulfonyl)amino or phenyl, wherein the phenyl is substituted or unsubstituted, such that, for example, a biphenyl results.

Examples of the term "substituted phenyl" includes a mono- or di(halo)phenyl group such as 2, 3 or 4-chlorophenyl, 2,6-dichlorophenyl, 2,5-dichlorophenyl, 3,4-dichlorophenyl, 2, 3 or 4-bromophenyl, 5 3,4-dibromophenyl, 3-chloro-4-fluorophenyl, 2, 3 or 4-fluorophenyl and the like; a mono or di(hydroxy)phenyl group such as 2, 3 or 4-hydroxyphenyl, 2,4-dihydroxyphenyl, the protected-hydroxy derivatives thereof and the like; a nitrophenyl group such as 2, 3 or 10 4-nitrophenyl; a cyanophenyl group, for example, 2, 3 or 4-cyanophenyl; a mono- or di(alkyl)phenyl group such as 2, 3 or 4-methylphenyl, 2,4-dimethylphenyl, 2, 3 or 4-(iso-propyl)phenyl, 2, 3 or 4-ethylphenyl, 2, 3 or 4-(n-propyl)phenyl and the like; a mono or 15 di(alkoxyl)phenyl group, for example, 2,6-dimethoxyphenyl, 2, 3 or 4-methoxyphenyl, 2, 3 or 4-ethoxyphenyl, 2, 3 or 4-(isopropoxy)phenyl, 2, 3 or 4-(t-butoxy)phenyl, 3-ethoxy-4-methoxyphenyl and the like; 2, 3 or 4-trifluoromethylphenyl; a mono- or 20 dicarboxyphenyl or (protected carboxy)phenyl group such as 2, 3 or 4-carboxyphenyl or 2,4-di(protected carboxy)phenyl; a mono-or di(hydroxymethyl)phenyl or (protected hydroxymethyl)phenyl such as 2, 3, or 4-(protected hydroxymethyl)phenyl or 25 3,4-di(hydroxymethyl)phenyl; a mono- or di(aminomethyl)phenyl or (protected aminomethyl)phenyl such as 2, 3 or 4-(aminomethyl)phenyl or 2,4-(protected aminomethyl)phenyl; or a mono- or di(N-(methylsulfonylamino))phenyl such as 2, 3 or 30 4-(N-(methylsulfonylamino))phenyl. Also, the term "substituted phenyl" represents disubstituted phenyl groups wherein the substituents are different, for example, 3-methyl-4-hydroxyphenyl, 3-chloro-4-hydroxyphenyl, 2-methoxy-4-bromophenyl,

4-ethyl-2-hydroxyphenyl, 3-hydroxy-4-nitrophenyl,
2-hydroxy 4-chlorophenyl and the like.

The term "phenoxy" denotes a phenyl bonded to
an oxygen atom, wherein the binding to the rest of the
5 molecule is through the oxygen atom. The term
"substituted phenoxy" specifies a phenoxy group
substituted with one or more, and preferably one or two,
moieties chosen from the groups consisting of halogen,
hydroxy, protected hydroxy, cyano, nitro, C₁ to C₁₂ alkyl,
10 C₁ to C₁₂ alkoxy, C₁ to C₁₂ substituted alkoxy, C₁ to C₁₂
acyl, C₁ to C₁₂ acyloxy, carboxy, protected carboxy,
carboxymethyl, protected carboxymethyl, hydroxymethyl,
protected hydroxymethyl, amino, protected amino,
(monosubstituted)amino, protected (monosubstituted)amino,
15 (disubstituted)amino, carboxamide, protected carboxamide,
N-(C₁ to C₁₂ alkyl)carboxamide, protected N-(C₁ to C₁₂
alkyl)carboxamide, N, N-di(C₁ to C₁₂ alkyl)carboxamide,
trifluoromethyl, N-((C₁ to C₁₂ alkyl)sulfonyl)amino and N-
(phenylsulfonyl)amino.

20 Examples of substituted phenoxy include
2-methylphenoxy, 2-ethylphenoxy, 2-propylphenoxy,
2-isopropylphenoxy, 2-sec-butylphenoxy,
2-tert-butylphenoxy, 2-allylphenoxy, 2-propenylphenoxy,
2-cyclopentylphenoxy, 2-fluorophenoxy,
25 2-(trifluoromethyl)phenoxy, 2-chlorophenoxy,
2-bromophenoxy, 2-methoxyphenoxy, 2-ethoxyphenoxy,
2-isopropoxyphenoxy, 3-methylphenoxy, 3-ethylphenoxy,
3-isopropylphenoxy, 3-tert-butylphenoxy,
3-pentadecylphenoxy, 3-(trifluoromethyl)phenoxy,
30 3-fluorophenoxy, 3-chlorophenoxy, 3-bromophenoxy,
3-iodophenoxy, 3-methoxyphenoxy,
3-(trifluoromethoxy)phenoxy, 4-methylphenoxy,

4-ethylphenoxy, 4-propylphenoxy, 4-isopropylphenoxy,
4-sec-butylphenoxy, 4-tert-butylphenoxy,
4-tert-amylphenoxy, 4-nonylphenoxy, 4-dodecylphenoxy,
4-cyclophenylphenoxy, 4-(trifluoromethyl)phenoxy,
5 4-fluorophenoxy, 4-chlorophenoxy, 4-bromophenoxy,
4-iodophenoxy, 4-methoxyphenoxy,
4-(trifluoromethoxy)phenoxy, 4-ethoxyphenoxy,
4-propoxyphenoxy, 4-butoxyphenoxy, 4-hexyloxyphenoxy,
4-heptyloxyphenoxy, 2,3-dimethylphenoxy,
10 5,6,7,8-tetrahydro-1-naphthoxy, 2,3-dichlorophenoxy,
2,3-dihydro-2,2-dimethyl-7-benzofuranoxo,
2,3-dimethoxyphenoxy, 2,6-dimethylphenoxy,
2,6-diisopropylphenoxy, 2,6-di-sec-butylphenoxy, 2-tert-
butyl-6-methylphenoxy, 2,6-di-tert-butylphenoxy, 2-allyl-
15 6-methylphenoxy, 2,6-difluorophenoxy,
2,3-difluorophenoxy, 2,6-dichlorophenoxy,
2,6-dibromophenoxy, 2-fluoro-6-methoxyphenoxy,
2,6-dimethoxyphenoxy, 3,5-dimethylphenoxy, 5-isopropyl-
3-methylphenoxy, 3,5-di-tert-butylphenoxy,
20 3,5-bis(trifluoromethyl)phenoxy, 3,5-difluorophenoxy,
3,5-dichlorophenoxy, 3,5-dimethoxyphenoxy, 3-chloro-5-
methoxyphenoxy, 3,4-dimethylphenoxy, 5-indanoxo,
5,6,7,8-tetrahydro-2-naphthoxy, 4-chloro-3-methylphenoxy,
2,4-dimethylphenoxy, 2,5-dimethylphenoxy, 2-isopropyl-
25 5-methylphenoxy, 4-isopropyl-3-methylphenoxy,
5-isopropyl-2-methylphenoxy, 2-tert-butyl-
5-methylphenoxy, 2-tert-butyl-4-methylphenoxy,
2,4-di-tert-butylphenoxy, 2,4-di-tert-amylphenoxy,
4-fluoro-2-methylphenoxy, 4-fluoro-3-methylphenoxy,
30 2-chloro-4-methylphenoxy, 2-chloro-5-methylphenoxy,
4-chloro-2-methylphenoxy, 4-chloro-3-ethylphenoxy,
2-bromo-4-methylphenoxy, 4-iodo-2-methylphenoxy,
2-chloro-5-(trifluoromethyl)phenoxy, 2,4-difluorophenoxy,
2,5-difluorophenoxy, 3,4-difluorophenoxy, 4-chloro-2-

fluorophenoxy, 3-chloro-4-fluorophenoxy, 4-chloro-3-fluorophenoxy, 2-bromo-4-fluorophenoxy, 4-bromo-2-fluorophenoxy, 2-bromo-5-fluorophenoxy, 2,4-dichlorophenoxy, 3,4-dichlorophenoxy,

5 2,5-dichlorophenoxy, 2-bromo-4-chlorophenoxy, 2-chloro-4-fluorophenoxy, 4-bromo-2-chlorophenoxy, 2,4-dibromophenoxy, 2-methoxy-4-methylphenoxy, 4-allyl-2-methylphenoxy, trans-2-ethoxy-5-(1-propenyl)phenoxy, 2-methoxy-4-propenylphenoxy, 3,4-dimethoxyphenoxy,

10 3-ethoxy-4-methoxyphenoxy, 4-allyl-2,6-dimethoxyphenoxy, 3,4-methylenedioxyphenoxy, 2,3,6-trimethylphenoxy, 2,4-dichloro-3-methylphenoxy, 2,3,4-trifluorophenoxy, 2,3,6-trifluorophenoxy, 2,3,5-trifluorophenoxy, 2,3,4-trichlorophenoxy, 2,3,6-trichlorophenoxy,

15 2,3,5-trimethylphenoxy, 3,4,5-trimethylphenoxy, 4-chloro-3,5-dimethylphenoxy, 4-bromo-3,5-dimethylphenoxy, 2,4,6-trimethylphenoxy, 2,6-bis(hydroxymethyl)-4-methylphenoxy, 2,6-di-tert-butyl-4-methylphenoxy, 2,6-di-tert-butyl-4-methoxyphenoxy, 2,4,5-trifluorophenoxy,

20 2-chloro-3,5-difluorophenoxy, 2,4,6-trichlorophenoxy, 3,4,5-trimethoxyphenoxy, 2,3,5-trichlorophenoxy, 4-bromo-2,6-dimethylphenoxy, 4-bromo-6-chloro-2-methylphenoxy, 2,6-dibromo-4-methylphenoxy, 2,6-dichloro-4-fluorophenoxy, 2,6-dibromo-4-fluorophenoxy,

25 2,4,6-tribromophenoxy, 2,4,6-triiodophenoxy, 2-chloro-4,5-dimethylphenoxy, 4-chloro-2-isopropyl-5-methylphenoxy, 2-bromo-4,5-difluorophenoxy, 2,4,5-trichlorophenoxy, 2,3,5,6-tetrafluorophenoxy and the like.

30 The term "C₇ to C₁₈ substituted phenylalkoxy" denotes a C₇ to C₁₈ phenylalkoxy group bonded to the rest of the molecule through the oxygen atom, wherein the phenylalkyl portion is substituted with one or more, and

preferably one or two, groups selected from halogen, hydroxy, protected hydroxy, oxo, protected oxo, amino, protected amino, (monosubstituted)amino, protected (monosubstituted)amino, (disubstituted)amino, guanidino, heterocyclic ring, substituted heterocyclic ring, C₁ to C₁₂ alkoxy, C₁ to C₁₂ acyl, C₁ to C₁₂ acyloxy, nitro, carboxy, protected carboxy, carbamoyl, carboxamide, protected carboxamide, N-(C₁ to C₁₂ alkyl)carboxamide, protected N-(C₁ to C₁₂ alkyl)carboxamide, N, N-(C₁ to C₁₂ dialkyl)carboxamide, cyano, N-(C₁ to C₁₂ alkylsulfonyl)amino, thiol, C₁ to C₁₀ alkylthio, C₁ to C₁₀ alkylsulfonyl groups; and/or the phenyl group can be substituted with one or more, and preferably one or two, substituents chosen from halogen, hydroxy, protected hydroxy, cyano, nitro, C₁ to C₁₂ alkyl, C₁ to C₁₂ alkoxy, C₁ to C₁₂ acyl, C₁ to C₁₂ acyloxy, carboxy, protected carboxy, carboxymethyl, protected carboxymethyl, hydroxymethyl, protected hydroxymethyl, amino, protected amino, (monosubstituted)amino, protected (monosubstituted)amino, (disubstituted)amino, carboxamide, protected carboxamide, N-(C₁ to C₁₂ alkyl)carboxamide, protected N-(C₁ to C₁₂ alkyl) carboxamide, N, N-di(C₁ to C₁₂ alkyl)carboxamide, trifluoromethyl, N-((C₁ to C₁₂ alkyl)sulfonyl)amino, N-(phenylsulfonyl)amino or a phenyl group, substituted or unsubstituted, for a resulting biphenyl group. The substituted alkyl or phenyl groups may be substituted with one or more, and preferably one or two, substituents which can be the same or different.

30 Examples of the term "C₁ to C₁₈ substituted phenylalkoxy" include groups such as 2-(4-hydroxyphenyl)ethoxy, 4-(4-methoxyphenyl)butoxy, (2R)-3-phenyl-2-amino-propoxy, (2S)-3-phenyl-2-amino-propoxy,

2-indanoxy, 6-phenyl-1-hexanoxy, cinnamyloxy,
(+/-)-2-phenyl-1-propoxy, 2,2-dimethyl-3-phenyl-1-propoxy
and the like.

The term "phthalimide" means a cyclic imide
5 which is made from phthalic acid, also called
1,2-benzenedicarboxylic acid. The term "substituted
phthalimide" specifies a phthalimide group substituted
with one or more, and preferably one or two, moieties
chosen from the groups consisting of halogen, hydroxy,
10 protected hydroxy, cyano, nitro, C₁ to C₁₂ alkyl, C₁ to C₁₂
alkoxy, C₁ to C₁₂ substituted alkoxy, C₁ to C₁₂ acyl, C₁ to
C₁₂ acyloxy, carboxy, protected carboxy, carboxymethyl,
protected carboxymethyl, hydroxymethyl, protected
hydroxymethyl, amino, protected amino,
15 (monosubstituted)amino, protected (monosubstituted)amino,
(disubstituted)amino, carboxamide, protected carboxamide,
N-(C₁ to C₁₂ alkyl)carboxamide, protected N-(C₁ to C₁₂
alkyl)carboxamide, N, N-di(C₁ to C₁₂ alkyl)carboxamide,
trifluoromethyl, N-((C₁ to C₁₂ alkyl)sulfonyl)amino and
20 N-(phenylsulfonyl)amino.

Examples of substituted phthalimides include
4,5-dichlorophthalimido, 3-fluorophthalimido,
4-methoxyphthalimido, 3-methylphthalimido,
4-carboxyphthalimido and the like.

25 The term "substituted naphthyl" specifies a
naphthyl group substituted with one or more, and
preferably one or two, moieties either on the same ring
or on different rings chosen from the groups consisting
of halogen, hydroxy, protected hydroxy, cyano, nitro,
30 C₁ to C₆ alkyl, C₁ to C₇ alkoxy, C₁ to C₇ acyl, C₁ to C₇
acyloxy, carboxy, protected carboxy, carboxymethyl,

protected carboxymethyl, hydroxymethyl, protected hydroxymethyl, amino, protected amino, (monosubstituted)amino, protected (monosubstituted)amino, (disubstituted)amino, carboxamide, protected carboxamide, 5 N-(C₁ to C₁₂ alkyl)carboxamide, protected N-(C₁ to C₁₂ alkyl)carboxamide, N, N-di(C₁ to C₁₂ alkyl)carboxamide, trifluoromethyl, N-(C₁ to C₁₂ alkyl)sulfonyl amino or N-(phenylsulfonyl)amino.

Examples of the term "substituted naphthyl" includes a mono or di(halo)naphthyl group such as 1, 2, 3, 4, 5, 6, 7 or 8-chloronaphthyl, 2, 6-dichloronaphthyl, 2, 5-dichloronaphthyl, 3, 4-dichloronaphthyl, 1, 2, 3, 4, 5, 6, 7 or 8-bromonaphthyl, 3, 4-dibromonaphthyl, 3-chloro-4-fluoronaphthyl, 1, 2, 3, 4, 5, 6, 7 or 8-fluoronaphthyl and the like; a mono or di(hydroxy)naphthyl group such as 1, 2, 3, 4, 5, 6, 7 or 8-hydroxynaphthyl, 2, 4-dihydroxynaphthyl, the protected-hydroxy derivatives thereof and the like; a nitronaphthyl group such as 3- or 4-nitronaphthyl; a cyanonaphthyl 15 group, for example, 1, 2, 3, 4, 5, 6, 7 or 8-cyanonaphthyl; a mono- or di(alkyl)naphthyl group such as 2, 3, 4, 5, 6, 7 or 8-methylnaphthyl, 1, 2, 4-dimethylnaphthyl, 1, 2, 3, 4, 5, 6, 7 or 8-(isopropyl)naphthyl, 1, 2, 3, 4, 5, 6, 7 or 8-ethylnaphthyl, 1, 2, 3, 4, 5, 6, 7 or 8-(n-propyl)naphthyl and the like; a mono or di(alkoxy)naphthyl group, for example, 2, 6-dimethoxynaphthyl, 1, 2, 3, 4, 5, 6, 7 or 8-methoxynaphthyl, 1, 2, 3, 4, 5, 6, 7 or 8-ethoxynaphthyl, 1, 2, 3, 4, 5, 6, 7 or 8-(isopropoxy)naphthyl, 1, 2, 3, 4, 5, 6, 7 or 8-(t-butoxy)naphthyl, 3-ethoxy-4-methoxynaphthyl and the like; 1, 2, 3, 4, 5, 6, 7 or 8-trifluoromethylnaphthyl; a

mono- or dicarboxynaphthyl or (protected carboxy)naphthyl group such as 1, 2, 3, 4, 5, 6, 7 or 8-carboxynaphthyl or 2, 4-di(-protected carboxy)naphthyl; a mono-or di(hydroxymethyl)naphthyl or (protected hydroxymethyl)naphthyl such as 1, 2, 3, 4, 5, 6, 7 or 8-(protected hydroxymethyl)naphthyl or 3, 4-di(hydroxymethyl)naphthyl; a mono- or di(amino)naphthyl or (protected amino)naphthyl such as 1, 2, 3, 4, 5, 6, 7 or 8-(amino)naphthyl or 2, 4-(protected amino)-naphthyl, a mono- or di(aminomethyl)naphthyl or (protected aminomethyl)naphthyl such as 2, 3, or 4-(aminomethyl)naphthyl or 2, 4-(protected aminomethyl)-naphthyl; or a mono- or di-(N-methylsulfonylamino)naphthyl such as 1, 2, 3, 4, 5, 6, 7 or 8-(N-methylsulfonylamino)naphthyl. Also, the term "substituted naphthyl" represents disubstituted naphthyl groups wherein the substituents are different, for example, 3-methyl-4-hydroxynaphth-1-yl, 3-chloro-4-hydroxynaphth-2-yl, 2-methoxy-4-bromonaphth-1-yl, 4-ethyl-2-hydroxynaphth-1-yl, 3-hydroxy-4-nitronaphth-2-yl, 2-hydroxy-4-chloronaphth-1-yl, 2-methoxy-7-bromonaphth-1-yl, 4-ethyl-5-hydroxynaphth-2-yl, 3-hydroxy-8-nitronaphth-2-yl, 2-hydroxy-5-chloronaphth-1-yl and the like.

25 The term "naphthylene" means a naphthyl radical bonded at two positions connecting together two separate additional groups. Similarly, the term "substituted naphthylene" means a naphthylene group that is further substituted by halogen, hydroxy, protected hydroxy, C₁ to C₁₀ alkylthio, C₁ to C₁₀ alkylsulfoxide, C₁ to C₁₀ alkylsulfonyl, C₁ to C₁₀ substituted alkylthio, C₁ to C₁₀ substituted alkylsulfoxide, C₁ to C₁₀ substituted alkylsulfonyl, C₁ to C₁₂ alkyl, C₁ to C₁₂ alkoxy, C₁ to C₁₂

substituted alkyl, C₁ to C₁₂ alkoxy, oxo, protected oxo,
(monosubstituted)amino, (disubstituted)amino,
trifluoromethyl, carboxy, protected carboxy, phenyl,
substituted phenyl, phenylthio, phenylsulfoxide,
5 phenylsulfonyl, amino, or protected amino group.

The terms "halo" and "halogen" refer to the
fluoro, chloro, bromo or iodo atoms. There can be one or
more halogens, which are the same or different.

Preferred halogens are chloro and fluoro.

10 The term "(monosubstituted)amino" refers to an
amino group with one substituent chosen from the group
consisting of phenyl, substituted phenyl, C₁ to C₁₂ alkyl,
C₁ to C₁₂ substituted alkyl, C₁ to C₁₂ acyl, C₁ to C₁₂
substituted acyl, C₂ to C₁₂ alkenyl, C₂ to C₁₂ substituted
15 alkenyl, C₂ to C₁₂ alkynyl, C₂ to C₁₂ substituted alkynyl,
C₇ to C₁₈ phenylalkyl, C₇ to C₁₈ substituted phenylalkyl,
heterocyclic ring, substituted heterocyclic ring, C₁ to
C₁₂ heterocycloalkyl and C₁ to C₁₂ substituted
heterocycloalkyl. The (monosubstituted)amino can
20 additionally have an amino-protecting group as
encompassed by the term "protected
(monosubstituted)amino."

The term "(disubstituted)amino" refers to an
amino group with two substituents chosen from the group
25 consisting of phenyl, substituted phenyl, C₁ to C₁₂ alkyl,
C₁ to C₁₂ substituted alkyl, C₁ to C₁₂ acyl, C₂ to C₁₂
alkenyl, C₂ to C₁₂ alkynyl, C₇ to C₁₈ phenylalkyl, C₇ to C₁₈
substituted phenylalkyl, C₁ to C₁₂ heterocycloalkyl and C₁
to C₁₂ substituted heterocycloalkyl,. The two
30 substituents can be the same or different.

The term "amino-protecting group" as used herein refers to substituents of the amino group commonly employed to block or protect the amino functionality while reacting other functional groups of the molecule.

5 The term "protected (monosubstituted)amino" means there is an amino-protecting group on the monosubstituted amino nitrogen atom. In addition, the term "protected carboxamide" means there is an amino-protecting group on the carboxamide nitrogen. Similarly, the term "protected

10 N-(C₁ to C₁₂ alkyl)carboxamide" means there is an amino-protecting group on the carboxamide nitrogen.

Examples of such amino-protecting groups include the formyl ("For") group, the trityl group, the phthalimido group, the trichloroacetyl group, the

15 chloroacetyl, bromoacetyl, and iodoacetyl groups, urethane-type blocking groups, such as t-butoxycarbonyl ("Boc"), 2-(4-biphenyl)propyl-2-oxycarbonyl ("Bpoc"), 2-phenylpropyl-2-oxycarbonyl ("Poc"), 2-(4-xenyl)isopropoxycarbonyl, 1,1-diphenylethyl-1-

20 oxycarbonyl, 1,1-diphenylpropyl-1-oxycarbonyl, 2-(3,5-dimethoxyphenyl)propyl-2-oxycarbonyl ("Ddz"), 2-(p-toluy)propyl-2-oxycarbonyl, cyclopentanyloxycarbonyl, 1-methylcyclopentanyloxycarbonyl, cyclohexanyloxy-

25 carbonyl, 1-methylcyclohexanyloxycarbonyl, 2-methylcyclohexanyloxycarbonyl, 2-(4-toluy)sulfonyl)-ethoxycarbonyl, 2-(methylsulfonyl)ethoxycarbonyl, 2-(triphenylphosphino)-ethoxycarbonyl, 9-fluorenylmethoxycarbonyl ("Fmoc"), 2-(trimethylsilyl)ethoxycarbonyl, allyloxycarbonyl,

30 1-(trimethylsilylmethyl)prop-1-enyloxycarbonyl, 5-benzisoxalylmethoxycarbonyl, 4-acetoxybenzyl-oxycarbonyl, 2,2,2-trichloroethoxycarbonyl, 2-ethynyl-2-propoxycarbonyl, cyclopropylmethoxycarbonyl,

isobornyloxycarbonyl, 1-piperidyloxycarbonyl,
benzyloxycarbonyl ("Cbz"), 4-phenylbenzyloxycarbonyl,
2-methylbenzyloxy-carbonyl, -2,4,5,-
tetramethylbenzyloxycarbonyl ("Tmz"),
5 4-methoxybenzyloxycarbonyl, 4-fluorobenzyloxycarbonyl,
4-chlorobenzyloxycarbonyl, 3-chlorobenzyloxycarbonyl,
2-chlorobenzyloxycarbonyl, 2,4-dichlorobenzyl-
oxycarbonyl, 4-bromobenzyloxycarbonyl,
3-bromobenzyloxycarbonyl, 4-nitrobenzyloxy-carbonyl,
10 4-cyanobenzyloxycarbonyl, 4-(decyloxy)benzyloxycarbonyl
and the like; the benzoylmethylsulfonyl group,
dithiasuccinoyl ("Dts"), the 2-(nitro)phenylsulfonyl
group ("Nps"), the diphenyl-phosphine oxide group and
like amino-protecting groups. The species of amino-
15 protecting group employed is not critical so long as the
derivatized amino group is stable to the conditions of
the subsequent reaction(s) and can be removed at the
appropriate point without disrupting the remainder of the
compounds. Preferred amino-protecting groups are Boc,
20 Cbz and Fmoc. Further examples of amino-protecting
groups embraced by the above term are well known in
organic synthesis and the peptide art and are described
by, for example, T.W. Greene and P.G.M. Wuts, "Protective
Groups in Organic Synthesis," 2nd ed., John Wiley and
25 Sons, New York, NY, 1991, Chapter 7, M. Bodanzsky,
"Principles of Peptide Synthesis," 1st and 2nd revised
ed., Springer-Verlag, New York, NY, 1984 and 1993, and
Stewart and Young, "Solid Phase Peptide Synthesis," 2nd
ed., Pierce Chemical Co., Rockford, IL, 1984, each of
30 which is incorporated herein by reference. The related
term "protected amino" defines an amino group substituted
with an amino-protecting group discussed above.

The term "protected guanidino" as used herein refers to an "amino-protecting group" on one or two of the guanidino nitrogen atoms. Examples of "protected guanidino" groups are described by T.W. Greene and P.G.M. Wuts; M. Bodanzsky; and Stewart and Young, supra.

The term "carboxy-protecting group" as used herein refers to one of the ester derivatives of the carboxylic acid group commonly employed to block or protect the carboxylic acid group while reactions are carried out on other functional groups on the compound. Examples of such carboxylic acid protecting groups include t-butyl, 4-nitrobenzyl, 4-methoxybenzyl, 3,4-dimethoxybenzyl, 2,4-dimethoxybenzyl, 2,4,6-trimethoxybenzyl, 2,4,6-trimethylbenzyl, pentamethylbenzyl, 3,4-methylenedioxybenzyl, benzhydryl, 4,4'-dimethoxytrityl, 4,4',4''-trimethoxytrityl, 2-phenylpropyl, trimethylsilyl, t-butyldimethylsilyl, phenacyl, 2,2,2-trichloroethyl, -(trimethylsilyl)ethyl, -(di(n-butyl)methylsilyl)ethyl, p-toluenesulfonylethyl, 4-nitrobenzylsulfonylethyl, allyl, cinnamyl, 1-(trimethylsilylmethyl)-propenyl and like moieties. The species of carboxy-protecting group employed is not critical so long as the derivatized carboxylic acid is stable to the conditions of subsequent reaction(s) and can be removed at the appropriate point without disrupting the remainder of the molecule. Further examples of these groups are found in E. Haslam, "Protective Groups in Organic Chemistry," J.G.W. McOmie, Ed., Plenum Press, New York, NY, 1973, Chapter 5, and T.W. Greene and P.G.M. Wuts, "Protective Groups in Organic Synthesis," 2nd ed., John Wiley and Sons, New York, NY, 1991, Chapter 5, each of which is incorporated herein by reference. A related term is "protected

carboxy," which refers to a carboxy group substituted with one of the above carboxy-protecting groups.

The term "hydroxy-protecting group" refers to readily cleavable groups bonded to hydroxyl groups, such as the tetrahydropyranyl, 2-methoxypropyl, 1-ethoxyethyl, methoxymethyl, 2-methoxyethoxymethyl, methylthiomethyl, t-butyl, t-amyl, trityl, 4-methoxytrityl, 4,4'-dimethoxytrityl, 4,4',4"-trimethoxytrityl, benzyl, allyl, trimethylsilyl, (t-butyl)dimethylsilyl, 2,2,2-trichloroethoxycarbonyl groups and the like. The species of hydroxy-protecting groups is not critical so long as the derivatized hydroxyl group is stable to the conditions of subsequent reaction(s) and can be removed at the appropriate point without disrupting the remainder of the molecule. Further examples of hydroxy-protecting groups are described by C.B. Reese and E. Haslam, "Protective Groups in Organic Chemistry," J.G.W. McOmie, Ed., Plenum Press, New York, NY, 1973, Chapters 3 and 4, respectively, and T.W. Greene and P.G.M. Wuts, "Protective Groups in Organic Synthesis," 2nd ed., John Wiley and Sons, New York, NY, 1991, Chapters 2 and 3. Related terms are "protected hydroxy," and "protected hydroxymethyl" which refer to a hydroxy or hydroxymethyl substituted with one of the above hydroxy-protecting groups.

The term "C₁ to C₁₀ alkylthio" refers to sulfide groups such as methylthio, ethylthio, n-propylthio, isopropylthio, n-butylthio, t-butylthio and like groups. The term "C₁ to C₁₀ alkylsulfoxide" indicates sulfoxide groups such as methylsulfoxide, ethylsulfoxide, n-propylsulfoxide, isopropylsulfoxide, n-butylsulfoxide, sec-butylsulfoxide and the like. The term "C₁ to C₁₀

alkylsulfonyl" encompasses groups such as methylsulfonyl, ethylsulfonyl, n-propylsulfonyl, isopropylsulfonyl, n-butylsulfonyl, t-butylsulfonyl and the like. it should also be understood that the above thio, sulfoxide or
5 sulfonyl groups can be at any point on the alkyl chain (e.g., 2-methylmercaptoethyl).

The terms "C₁ to C₁₀ substituted alkylthio," "C₁ to C₁₀ substituted alkylsulfoxide," and "C₁ to C₁₀ substituted alkylsulfonyl," denote the C₁ to C₁₀ alkyl
10 portion of these groups may be substituted as described above in relation to "substituted alkyl."

The terms "phenylthio," "phenylsulfoxide," and "phenylsulfonyl" specify a thiol, a sulfoxide, or sulfone, respectively, containing a phenyl group. The
15 terms "substituted phenylthio," "substituted phenylsulfoxide," and "substituted phenylsulfonyl" means that the phenyl of these groups can be substituted as described above in relation to "substituted phenyl."

The term "C₁ to C₁₂ alkylaminocarbonyl" means a
20 C₁ to C₁₂ alkyl attached to a nitrogen of the aminocarbonyl group. Examples of C₁ to C₁₂ alkylaminocarbonyl include methylaminocarbonyl, ethylaminocarbonyl, propylaminocarbonyl and butylaminocarbonyl. The term "C₁ to C₁₂ substituted
25 alkylaminocarbonyl" denotes a substituted alkyl bonded to a nitrogen of the aminocarbonyl group, which alkyl may be substituted as described above in relation to C₁ to C₁₂ substituted alkyl. Examples of C₁ to C₁₂ substituted alkylaminocarbonyl include, for example,
30 methoxymethylaminocarbonyl, 2-chloroethylaminocarbonyl, 2-oxopropylaminocarbonyl and 4-phenylbutylaminocarbonyl.

The term "C₁ to C₁₂ alkoxy" means a "C₁ to C₁₂ alkoxy" group attached to a carbonyl group. The term "C₁ to C₁₂ substituted alkoxy" denotes a substituted alkoxy bonded to the carbonyl group, which
5 alkoxy may be substituted as described above in relation to "C₁ to C₁₂ substituted alkyl."

The term "phenylaminocarbonyl" means a phenyl attached to a nitrogen of the aminocarbonyl group. The
10 term "substituted phenylaminocarbonyl" denotes a substituted phenyl bonded to a nitrogen of the aminocarbonyl group, which phenyl may be substituted as described above in relation to substituted phenyl. Examples of substituted phenylaminocarbonyl include
15 2-chlorophenylaminocarbonyl, 3-chlorophenylaminocarbonyl, 2-nitrophenylaminocarbonyl, 4-biphenylaminocarbonyl, and 4-methoxyphenylaminocarbonyl.

The term "C₁ to C₁₂ alkylaminothiocarbonyl" means a C₁ to C₁₂ alkyl attached to an aminothiocarbonyl
20 group, wherein the alkyl has the same meaning as defined above. Examples of C₁ to C₁₂ alkylaminothiocarbonyl include methylaminothiocarbonyl, ethylaminothiocarbonyl, propylaminothiocarbonyl and butylaminothiocarbonyl.

The term "C₁ to C₁₂ substituted
25 alkylaminothiocarbonyl" denotes a substituted alkyl bonded to an aminothiocarbonyl group, wherein the alkyl may be substituted as described above in relation to C₁ to C₁₂ substituted alkyl. Examples of C₁ to C₁₂ substituted alkylaminothiocarbonyl include, for example,
30 methoxymethylaminothiocarbonyl, 2-chloroethylaminothiocarbonyl,

2-oxopropylaminothiocarbonyl and
4-phenylbutylaminothiocarbonyl.

The term "phenylaminothiocarbonyl" means a
phenyl attached to an aminothiocarbonyl group, wherein
5 the phenyl has the same meaning as defined above.

The term "substituted phenylaminothiocarbonyl"
denotes a substituted phenyl bonded to an
aminothiocarbonyl group, wherein phenyl may be
substituted as described above in relation to substituted
10 phenyl. Examples of substituted phenylaminothiocarbonyls
include 2-chlorophenylaminothiocarbonyl,
3-chlorophenylaminothiocarbonyl,
2-nitrophenylaminothiocarbonyl, 4-
biphenylaminothiocarbonyl and
15 4-methoxyphenylaminothiocarbonyl.

The term "phenylene" means a phenyl group where
the phenyl radical is bonded at two positions connecting
together two separate additional groups. Examples of
"phenylene" include 1,2-phenylene, 1,3-phenylene, and
20 1,4-phenylene.

The term "substituted phenylene" means a phenyl
group where the phenyl radical is bonded at two positions
connecting together two separate additional groups,
wherein the phenyl is substituted as described above in
25 relation to "substituted phenyl."

The term "substituted C₁ to C₁₂ alkylene" means
a C₁ to C₁₂ alkyl group where the alkyl radical is bonded
at two positions connecting together two separate
30 additional groups and further bearing an additional

substituent. Examples of "substituted C₁ to C₁₂ alkylene" includes aminomethylene, 1-(amino)-1,2-ethyl, 2-(amino)-1,2-ethyl, 1-(acetamido)-1,2-ethyl, 2-(acetamido)-1,2-ethyl, 2-hydroxy-1,1-ethyl, 1-(amino)-1,3-propyl.

5 The terms "cyclic C₂ to C₇ alkylene," "substituted cyclic C₂ to C₇ alkylene," "cyclic C₂ to C₇ heteroalkylene," and "substituted cyclic C₂ to C₇ heteroalkylene," defines such a cyclic group bonded ("fused") to the phenyl radical resulting in a bicyclic
10 ring system. The cyclic group may be saturated or contain one or two double bonds. Furthermore, the cyclic group may have one or two methylene or methine groups replaced by one or two oxygen, nitrogen or sulfur atoms which are the cyclic C₂ to C₇ heteroalkylene.

15 The cyclic alkylene or heteroalkylene group may be substituted once or twice by the same or different substituents which, if appropriate, can be connected to another part of the compound (e.g., alkylene) selected from the group consisting of the following moieties:
20 hydroxy, protected hydroxy, carboxy, protected carboxy, oxo, protected oxo, C₁ to C₄ acyloxy, formyl, C₁ to C₁₂ acyl, C₁ to C₁₂ alkyl, C₁ to C₇ alkoxy, C₁ to C₁₀ alkylthio, C₁ to C₁₀ alkylsulfoxide, C₁ to C₁₀ alkylsulfonyl, halo, amino, protected amino, (monosubstituted)amino, protected
25 (monosubstituted)amino, (disubstituted)amino, hydroxymethyl or a protected hydroxymethyl.

The cyclic alkylene or heteroalkylene group fused onto the benzene radical can contain two to ten ring members, but it preferably contains three to six
30 members. Examples of such saturated cyclic groups are when the resultant bicyclic ring system is 2,3-dihydro-

indanyl and a tetralin ring. When the cyclic groups are unsaturated, examples occur when the resultant bicyclic ring system is a naphthyl ring or indolyl. Examples of fused cyclic groups which each contain one nitrogen atom
5 and one or more double bond, preferably one or two double bonds, are when the benzene radical is fused to a pyridino, pyrano, pyrrolo, pyridinyl, dihydropyrrolo, or dihydropyridinyl ring. Examples of fused cyclic groups which each contain one oxygen atom and one or two double
10 bonds are when the benzene radical ring is fused to a furo, pyrano, dihydrofurano, or dihydropyrano ring. Examples of fused cyclic groups which each have one sulfur atom and contain one or two double bonds are when the benzene radical is fused to a thieno, thiopyrano,
15 dihydrothieno or dihydrothiopyrano ring. Examples of cyclic groups which contain two heteroatoms selected from sulfur and nitrogen and one or two double bonds are when the benzene radical ring is fused to a thiazolo, isothiazolo, dihydrothiazolo or dihydroisothiazolo ring.
20 Examples of cyclic groups which contain two heteroatoms selected from oxygen and nitrogen and one or two double bonds are when the benzene ring is fused to an oxazolo, isoxazolo, dihydrooxazolo or dihydroisoxazolo ring. Examples of cyclic groups which contain two nitrogen
25 heteroatoms and one or two double bonds occur when the benzene ring is fused to a pyrazolo, imidazolo, dihydropyrazolo or dihydroimidazolo ring or pyrazinyl.

The term "carbamoyle" means an -NCO- group where the radical is bonded at two positions connecting two
30 separate additional groups.

One or more of the compounds of the invention, even within a given library, may be present as a salt.

The term "salt" encompasses those salts that form with the carboxylate anions and amine nitrogens and include salts formed with the organic and inorganic anions and cations discussed below. Furthermore, the term includes
5 salts that form by standard acid-base reactions with basic groups (such as amino groups) and organic or inorganic acids. Such acids include hydrochloric, hydrofluoric, trifluoroacetic, sulfuric, phosphoric, acetic, succinic, citric, lactic, maleic, fumaric,
10 palmitic, cholic, pamoic, mucic, D-glutamic, D-camphoric, glutaric, phthalic, tartaric, lauric, stearic, salicylic, methanesulfonic, benzenesulfonic, sorbic, picric, benzoic, cinnamic, and like acids.

The term "organic or inorganic cation" refers
15 to counter-ions for the carboxylate anion of a carboxylate salt. The counter-ions are chosen from the alkali and alkaline earth metals, (such as lithium, sodium, potassium, barium, aluminum and calcium); ammonium and mono-, di- and tri-alkyl amines such as
20 trimethylamine, cyclohexylamine; and the organic cations, such as dibenzylammonium, benzylammonium, 2-hydroxyethylammonium, bis(2-hydroxyethyl)ammonium, phenylethylbenzylammonium, dibenzylethylenediammonium, and like cations. See, for example, "Pharmaceutical
25 Salts," Berge et al., J. Pharm. Sci., 66:1-19 (1977), which is incorporated herein by reference. Other cations encompassed by the above term include the protonated form of procaine, quinine and N-methylglucosamine, and the protonated forms of basic amino acids such as glycine,
30 ornithine, histidine, phenylglycine, lysine and arginine. Furthermore, any zwitterionic form of the instant compounds formed by a carboxylic acid and an amino group is referred to by this term. For example, a cation for a

carboxylate anion will exist when a position is substituted with a (quaternary ammonium)methyl group. A preferred cation for the carboxylate anion is the sodium cation.

5 The compounds of the invention can also exist as solvates and hydrates. Thus, these compounds may crystallize with, for example, waters of hydration, or one, a number of, or any fraction thereof of molecules of the mother liquor solvent. The solvates and hydrates of
10 such compounds are included within the scope of this invention.

One or more compounds of the invention, even when in a library, can be in the biologically active ester form, such as the non-toxic, metabolically-labile
15 ester-form. Such ester forms induce increased blood levels and prolong the efficacy of the corresponding non-esterified forms of the compounds. Ester groups which can be used include the lower alkoxymethyl groups, for example, methoxymethyl, ethoxymethyl, isopropoxymethyl
20 and the like; the $-(C_1 \text{ to } C_{12})$ alkoxyethyl groups, for example methoxyethyl, ethoxyethyl, propoxyethyl, isopropoxyethyl and the like; the 2-oxo-1,3-dioxolen-4-ylmethyl groups, such as 5-methyl-2-oxo-1,3-dioxolen-4-ylmethyl, 5-phenyl-2-oxo-1,3-dioxolen-4-ylmethyl and the
25 like; the C_1 to C_{10} alkylthiomethyl groups, for example methylthiomethyl, ethylthiomethyl, iso-propylthiomethyl and the like; the acyloxymethyl groups, for example pivaloyloxymethyl, pivaloyloxyethyl, -acetoxymethyl and the like; the ethoxycarbonyl-1-methyl group; the
30 -acetoxylethyl; the 1- $(C_1 \text{ to } C_{12} \text{ alkyloxycarbonyloxy})$ ethyl groups such as the 1-(ethoxycarbonyloxy)ethyl group; and

the 1-(C₁ to C₁₂ alkylaminocarbonyloxy)ethyl groups such as the 1-(methylaminocarbonyloxy)ethyl group.

The term "amino acid" includes any one of the twenty naturally-occurring amino acids or the D-form of any one of the naturally-occurring amino acids. In addition, the term "amino acid" also includes other non-naturally occurring amino acids besides the D-amino acids, which are functional equivalents of the naturally-occurring amino acids. Such non-naturally-occurring amino acids include, for example, norleucine ("Nle"), norvaline ("Nva"), L- or D- naphthalanine, ornithine ("Orn"), homoarginine (homoArg) and others well known in the peptide art, such as those described in M. Bodanzsky, "Principles of Peptide Synthesis," 1st and 2nd revised ed., Springer-Verlag, New York, NY, 1984 and 1993, and Stewart and Young, "Solid Phase Peptide Synthesis," 2nd ed., Pierce Chemical Co., Rockford, IL, 1984, both of which are incorporated herein by reference. Amino acids and amino acid analogs can be purchased commercially (Sigma Chemical Co.; Advanced Chemtech) or synthesized using methods known in the art.

The term "functionalized resin" means any resin, crosslinked or otherwise, where functional groups have been introduced into the resin, as is common in the art. Such resins include, for example, those functionalized with amino, alkylhalo, formyl or hydroxy groups. Such resins which can serve as solid supports are well known in the art and include, for example, 4-methylbenzhydramine-copoly(styrene-1% divinylbenzene) (MBHA), 4-hydroxymethylphenoxyethyl-copoly(styrene-1% divinylbenzene), 4-oxymethyl-phenyl-acetamido-copoly(styrene-1% divinylbenzene) (Wang), 4-(oxymethyl)-

phenylacetamido methyl (Pam), and Tentagel™, from Rapp Polymere GmbH, trialkoxy-diphenyl-methyl ester-copoly(styrene-1% divinylbenzene) (RINK) all of which are commercially available. Other functionalized resins are
5 known in the art and can be use without departure from the scope of the current invention. Such resins may include those described in Jung, G., Combinatorial Peptide and Nonpeptide Libraries, A Handbook (VCH Verlag, 1996) or Bunin, B. A., The Combinatorial Index (Academic
10 Press, 1998) and are incorporated herein by reference.

As used herein, a "combinatorial library" is an intentionally created collection of differing molecules which can be prepared by the means provided below or otherwise and screened for biological activity in a
15 variety of formats (e.g., libraries of soluble molecules, libraries of compounds attached to resin beads, silica chips or other solid supports). A "combinatorial library," as defined above, involves successive rounds of chemical syntheses based on a common starting structure.
20 The combinatorial libraries can be screened in any variety of assays, such as those detailed below as well as others useful for assessing their biological activity. The combinatorial libraries will generally have at least one active compound and are generally prepared such that
25 the compounds are in equimolar quantities.

Compounds disclosed in previous work that are not disclosed as part of a collection of compounds or not disclosed as intended for use as part of such a collection are not part of a "combinatorial library" of
30 the invention. In addition, compounds that are in an unintentional or undesired mixture are not part of a "combinatorial library" of the invention.

A combinatorial library of the invention can contain two or more of the above-described compounds. The invention further provides a combinatorial library containing three, four or five or more of the

5 above-described compounds. In another embodiment of the invention, a combinatorial library can contain ten or more of the above-described compounds. In yet another embodiment of the invention, a combinatorial library can contain fifty or more of the above-described compounds.

10 If desired, a combinatorial library of the invention can contain 100,000 or more, or even 1,000,000 or more, of the above-described compounds.

By way of example, the preparation of the combinatorial libraries can use the "split resin

15 approach." The split resin approach is described by, for example, U.S. Patent 5,010,175 to Rutter, WO PCT 91/19735 to Simon, and Gallop et al., *J. Med. Chem.*, 37:1233-1251 (1994), all of which are incorporated herein by reference.

20 The amino acids are indicated herein by either their full name or by the commonly known three letter code. Further, in the naming of amino acids, "D-" designates an amino acid having the "D" configuration, as opposed to the naturally occurring L-amino acids. Where

25 no specific configuration is indicated, one skilled in the art would understand the amino acid to be an L-amino acid. The amino acids can, however, also be in racemic mixtures of the D- and L-configuration or the D-amino acid can readily be substituted for that in the

30 L-configuration.

For preparing pharmaceutical compositions containing compounds of the invention, inert, pharmaceutically acceptable carriers are used. The pharmaceutical carrier can be either solid or liquid.

5 Solid form preparations include, for example, powders, tablets, dispersible granules, capsules, cachets, and suppositories.

A solid carrier can be one or more substances which can also act as diluents, flavoring agents,

10 solubilizers, lubricants, suspending agents, binders, or tablet disintegrating agents; it can also be an encapsulating material.

In powders, the carrier is generally a finely divided solid which is in a mixture with the finely

15 divided active component. In tablets, the active compound is mixed with the carrier having the necessary binding properties in suitable proportions and compacted in the shape and size desired.

For preparing pharmaceutical composition in the

20 form of suppositories, a low-melting wax such as a mixture of fatty acid glycerides and cocoa butter is first melted and the active ingredient is dispersed therein by, for example, stirring. The molten homogeneous mixture is then poured into convenient-sized

25 molds and allowed to cool and solidify.

Powders and tablets preferably contain between about 5% to about 70% by weight of the active ingredient. Suitable carriers include, for example, magnesium carbonate, magnesium stearate, talc, lactose, sugar,

30 pectin, dextrin, starch, tragacanth, methyl cellulose,

sodium carboxymethyl cellulose, a low-melting wax, cocoa butter and the like.

The pharmaceutical compositions can include the formulation of the active compound with encapsulating material as a carrier providing a capsule in which the active component (with or without other carriers) is surrounded by a carrier, which is thus in association with it. In a similar manner, cachets are also included. Tablets, powders, cachets, and capsules can be used as solid dosage forms suitable for oral administration.

Liquid pharmaceutical compositions include, for example, solutions suitable for oral or parenteral administration, or suspensions, and emulsions suitable for oral administration. Sterile water solutions of the active component or sterile solutions of the active component in solvents comprising water, ethanol, or propylene glycol are examples of liquid compositions suitable for parenteral administration.

Sterile solutions can be prepared by dissolving the active component in the desired solvent system, and then passing the resulting solution through a membrane filter to sterilize it or, alternatively, by dissolving the sterile compound in a previously sterilized solvent under sterile conditions.

Aqueous solutions for oral administration can be prepared by dissolving the active compound in water and adding suitable flavorants, coloring agents, stabilizers, and thickening agents as desired. Aqueous suspensions for oral use can be made by dispersing the finely divided active component in water together with a

viscous material such as natural or synthetic gums, resins, methyl cellulose, sodium carboxymethyl cellulose, and other suspending agents known to the pharmaceutical formulation art.

5 Preferably, the pharmaceutical composition is in unit dosage form. In such form, the composition is divided into unit doses containing appropriate quantities of the active benzimidazole compound. The unit dosage form can be a packaged preparation, the package
10 containing discrete quantities of the preparation, for example, packeted tablets, capsules, and powders in vials or ampules. The unit dosage form can also be a capsule, cachet, or tablet itself, or it can be the appropriate number of any of these packaged forms.

15 As pharmaceutical compositions for treating infections, pain, or any other indication the compounds of the present invention are generally in a pharmaceutical composition so as to be administered to a subject at dosage levels of from 0.7 to 7000 mg per day,
20 and preferably 1 to 500 mg per day, for a normal human adult of approximately 70 kg of body weight, this translates into a dosage of from 0.01 to 100 mg/kg of body weight per day. The specific dosages employed, however, can be varied depending upon the requirements of
25 the patient, the severity of the condition being treated, and the activity of the compound being employed. The determination of optimum dosages for a particular situation is within the skill of the art.

 The compounds and combinatorial libraries of
30 the invention can be prepared as set forth in Figure 1 and as described below.

Variant benzimidazole derivative compounds and combinatorial libraries can be prepared in order to achieve a high level of diversity. For instance, an N-protected amino acid can be coupled to an amine
5 compound and then deprotected, resulting in a carboxamido substituted amino compound having a substituent of the formula $-NH-C(O)-\text{variable group}-NH_2$. Alternatively, a diamine containing a variable group can be coupled to an amine compound in the presence of carbonyldiimidazole
10 (CDI), resulting in an ureido substituted amino compound having a substituent of the formula $-NH-C(O)-NH-\text{variable group}-NH_2$.

The amine compound can be attached to solid support, such as a functionalized resin (e.g.,
15 methylbenzhydrylamine (MBHA). Alternatively, a Merrifield resin can be coupled with a primary amine, resulting in the resin attached to a substituent of the formula $-HN-\text{variable group}$. Subsequently, the substituent can be coupled with an amino acid resulting
20 in a group of the formula $-HN-\text{variable group}-C(O)-\text{variable group}$.

The carboxamido substituted amino compound can then be coupled to a phenyl compound with a nitro and a halo group at ortho positions, resulting in a phenyl
25 compound substituted with a nitro group and an ortho-monosubstituted amino group. The phenyl compound being coupled can also have one to four additional substituents, such as carboxyl, halo, alkyl, etc. (see Figure 1).

30 Where the phenyl compound also has a carboxyl substituent, this substituent can be reacted with a (i)

monosubstituted amine; (ii) disubstituted amine; (iii) cyclic imide; or (iv) alcohol; resulting, respectively, in a (i) monosubstituted carboxamido substituent; (ii) disubstituted carboxamido substituent; 5 (iii) cyclic imido carbonyl substituent; or (iv) ester substituent attached to the phenyl compound (see Figure 1). It should be understood that such a substituent can be at any one to four of the available positions on the phenyl ring.

10 The nitro group of the phenyl compound can be reduced. The resulting compound can be coupled with an aldehyde compound and cleaved (see Figure 1).

In addition, after cleaving, the amino group can be substituted. For example, the amino group can be 15 alkylated with an alkyl halide or substituted alkyl halide.

Resin-bound benzimidazole derivative compounds can be cleaved by treating them, for example, with HF 20 gas. The compounds can be extracted from the spent resin, for example, with AcOH (see Figure 1).

Benzimidazole derivative compounds and libraries, such as those of the present invention, can be made utilizing individual polyethylene bags, referred to 25 as "tea bags" (see Houghten et al., *Proc. Natl. Acad. Sci. USA* 82: 5131 (1985); *Biochemistry*, 32:11035 (1993); and U.S. Patent No. 4,631,211, all of which are incorporated herein by reference).

The nonsupport-bound combinatorial libraries 30 can be screened as single compounds. In addition, the

nonsupport-bound combinatorial libraries can be screened as mixtures in solution in assays such as radio-receptor inhibition assays, anti-bacterial assays, anti-fungal assays, calmodulin-dependent phosphodiesterase (CaMPDE) assays and phosphodiesterase (PDE) assays, as described
5 in detail below. Deconvolution of highly active mixtures can then be carried out by iterative or positional scanning methods. These techniques, the iterative approach or the positional scanning approach, can be
10 utilized for finding other active compounds within the combinatorial libraries of the present invention using any one of the below-described assays or others well known in the art.

The iterative approach is well-known and is set
15 forth in general in Houghten et al., *Nature*, 354, 84-86 (1991) and Dooley et al., *Science*, 266, 2019-2022 (1994), both of which are incorporated herein by reference. In the iterative approach, for example, sub-libraries of a molecule having three variable groups are made wherein
20 the first variable is defined. Each of the compounds with the defined variable group is reacted with all of the other possibilities at the other two variable groups. These sub-libraries are each tested to define the identity of the second variable in the sub-library having
25 the highest activity in the screen of choice. A new sub-library with the first two variable positions defined is reacted again with all the other possibilities at the remaining undefined variable position. As before, the identity of the third variable position in the sub-
30 library having the highest activity is determined. If more variables exist, this process is repeated for all variables, yielding the compound with each variable contributing to the highest desired activity in the

screening process. Promising compounds from this process can then be synthesized on larger scale in traditional single-compound synthetic methods for further biological investigation.

5 The positional-scanning approach has been described for various combinatorial libraries as described, for example, in R. Houghten *et al.* PCT/US91/08694 and U.S. Patent 5,556,762, both of which are incorporated herein by reference. In the positional
10 scanning approach, sublibraries are made defining only one variable with each set of sublibraries and all possible sublibraries with each single variable defined (and all other possibilities at all of the other variable positions), made and tested. From the instant
15 description one skilled in the art could synthesize combinatorial libraries wherein two fixed positions are defined at a time. From the testing of each single-variable defined combinatorial library, the optimum substituent at that position can be determined, pointing
20 to the optimum or at least a series of compounds having a maximum of the desired biological activity. Thus, the number of sublibraries for compounds with a single position defined will be the number of different substituents desired at that position, and the number of
25 all the compounds in each sublibrary will be the product of the number of substituents at each of the other variables.

Individual compounds and pharmaceutical compositions containing the compounds, as well as methods
30 of using the same, are included within the scope of the present invention. The compounds of the present invention can be used for a variety of purposes and

indications and as medicaments for any such purposes and indications. For example, benzimidazole derivative compounds of the present invention can be used as pesticides, acaricides, receptor agonists or antagonists
5 and antimicrobial agents, including antibacterial or antiviral agents. The libraries can be screened in any variety of melanocortin receptor and related activity assays, such as those detailed below as well as others known in the art. Additionally, the subject compounds
10 can be useful as analgesics. Assays which can be used to test the biological activity of the instant compounds include antimicrobial assays, a competitive enzyme-linked immunoabsorbent assay and radio-receptor assays, as described below.

15 The melanocortin (MC) receptors are a group of cell surface proteins that mediate a variety of physiological effects, including regulation of adrenal gland function such as production of the glucocorticoids cortisol and aldosterone; control of melanocyte growth
20 and pigment production; thermoregulation; immunomodulation; and analgesia. Five distinct MC receptors have been cloned and are expressed in a variety of tissues, including melanocytes, adrenal cortex, brain, gut, placenta, skeletal muscle, lung,
25 spleen, thymus, bone marrow, pituitary, gonads and adipose tissue (Tatro, Neuroimmunomodulation 3:259-284 (1996)). Three MC receptors, MCR-1, MCR-3 and MCR-4, are expressed in brain tissue (Xia et al., Neuroreport 6:2193-2196 (1995)).

30 A variety of ligands termed melanocortins function as agonists that stimulate the activity of MC receptors. The melanocortins include

melanocyte-stimulating hormones (MSH) such as α -MSH, β -MSH and γ -MSH, as well as adrenocorticotrophic hormone (ACTH). Individual ligands can bind to multiple MC receptors with differing relative affinities. The
5 variety of ligands and MC receptors with differential tissue-specific expression likely provides the molecular basis for the diverse physiological effects of melanocortins and MC receptors. For example, α -MSH antagonizes the actions of immunological substances such
10 as cytokines and acts to modulate fever, inflammation and immune responses (Catania and Lipton, Annals N. Y. Acad. Sci. 680:412-423 (1993)).

The role of certain specific MC receptors in some of the physiological effects described above for MC
15 receptors has been elucidated. For example, MCR-1 is involved in pain and inflammation. MCR-1 mRNA is expressed in neutrophils (Catania et al., Peptides 17:675-679 (1996)). The anti-inflammatory agent α -MSH was found to inhibit migration of neutrophils. Thus, the
20 presence of MCR-1 in neutrophils correlates with the anti-inflammatory activity of α -MSH.

An interesting link of MC receptors to regulation of food intake and obesity has recently been described. The brain MC receptor MCR-4 has been shown to
25 function in the regulation of body weight and food intake. Mice in which MCR-4 has been knocked out exhibit weight gain (Huszar et al., Cell 88:131-141 (1997)). In addition, injection into brain of synthetic peptides that mimic melanocortins and bind to MCR-4 caused suppressed
30 feeding in normal and mutant obese mice (Fan et al., Nature 385:165-168 (1997)). These results indicate that

the brain MC receptor MCR-4 functions in regulating food intake and body weight.

Due to the varied physiological activities of MC receptors, high affinity ligands of MC receptors could be used to exploit the varied physiological responses of MC receptors by functioning as potential therapeutic agents or as lead compounds for the development of therapeutic agents. Furthermore, due to the effect of MC receptors on the activity of various cytokines, high affinity MC receptor ligands could also be used to regulate cytokine activity.

A variety of assays can be used to identify or characterize MC receptor ligands of the invention. For example, the ability of a benzimidazole derivative compound to compete for binding of a known MC receptor ligand can be used to assess the affinity and specificity of a benzimidazole compound for one or more MC receptors. Any MC receptor ligand can be used so long as the ligand can be labeled with a detectable moiety. The detectable moiety can be, for example, a radiolabel, fluorescent label or chromophore, or any detectable functional moiety so long as the MC receptor ligand exhibits specific MC receptor binding. A particularly useful detectable MC receptor ligand for identifying and characterizing other MC receptor ligands is ¹²⁵I-HP 467, which has the amino acid sequence Ac-Nle-Gln-His-(p(I)-D-Phe)-Arg-(D-Trp)-Gly-NH₂ and is described in Dooley et al., "Melanocortin Receptor Ligands and Methods of Using Same," U.S. patent application 09/027,108, filed February 20, 1998, which is incorporated herein by reference. HP 467 is a *para*-iodinated form of HP 228.

Using assay methods such as those described above, binding kinetics and competition with radiolabeled HP 467 can confirm that benzimidazole compounds of the invention bind to one or more MC receptors. Furthermore, 5 benzimidazole derivative compounds of the invention can exhibit a range of affinities and specificity for various MC receptors.

The invention provides MC receptor ligands that can bind to several MC receptors with similar affinity. 10 In addition, the invention also provides MC receptor ligands that can be selective for one or more MC receptors. As used herein, the term "selective" means that the affinity of a MC receptor ligand differs between one MC receptor and another by about 10-fold, generally 15 about 20- to 50-fold, and particularly about 100-fold. In some cases, a MC receptor ligand having broad specificity is desired. In other cases, it is desirable to use MC receptor ligands having selectivity for a particular MC receptor. For example, MCR-1 ligands are 20 particularly useful for treating pain and inflammation, whereas MCR-4 ligands are useful for treating obesity. The binding characteristics and specificity of a given MC receptor ligand can be selected based on the particular disease or physiological effect that is desired to be 25 altered.

Another assay useful for identifying or characterizing MC receptor ligands measures signaling of MC receptors. MC receptors are G protein-coupled receptors that couple to adenylate cyclase and produce 30 cAMP. Therefore, measuring cAMP production in a cell expressing a MC receptor and treated with a MC receptor

ligand can be used to assess the function of the MC receptor ligand in activating a MC receptor.

Ligands for MC-3 that can alter the activity of an MC-3 receptor can be useful for treating sexual
5 dysfunction and other conditions or conditions associated with MC-3 such as inflammation. Other MC-3-associated conditions that can be treated with the MC-3 receptor ligands include disuse deconditioning; organ damage such as organ transplantation or ischemic injury; adverse
10 reactions associated with cancer chemotherapy; diseases such as atherosclerosis that are mediated by free radicals and nitric oxide action; bacterial endotoxic sepsis and related shock; adult respiratory distress syndrome; and autoimmune or other patho-immunogenic
15 diseases or reactions such as allergic reactions or anaphylaxis, rheumatoid arthritis, inflammatory bowel disease, ulcerative colitis, glomerulonephritis, systemic lupus erythematosus, transplant atherosclerosis and parasitic mediated immune dysfunctions such as Chagas's
20 Disease.

The invention further provides a method for treating an MC-3-associated condition in a subject. The term "MC-3-associated condition" includes any condition or condition mediated by MC-3 or can be affected by
25 binding an MC-3 ligand. Such conditions include inflammation and sexual dysfunction.

The term "sexual dysfunction" herein means any condition that inhibits or impairs normal sexual function, including coitus. However, the term need not
30 be limited to physiological conditions, but may include

psychogenic conditions or perceived impairment without a formal diagnosis of pathology.

In males, sexual dysfunction includes erectile dysfunction. The term "erectile dysfunction" or
5 "impotence" means herein the inability or impaired ability to attain or sustain an erection that would be of satisfactory rigidity for coitus. Sexual dysfunction in males can also include premature ejaculation and priapism, which is a condition of prolonged and sometimes
10 painful erection unrelated to sexual activity, often associated with sickle-cell disease.

In females, sexual dysfunction includes sexual arousal disorder. The term "sexual arousal disorder" means herein a persistent or recurrent failure to attain
15 or maintain the lubrication-swelling response of sexual excitement until completion of sexual activity. Sexual dysfunction in females can also include inhibited orgasm and dyspareunia, which is painful or difficult coitus. Sexual dysfunction can also be manifested as inhibited
20 sexual desire or inhibited lordosis behavior in animals.

In addition, the ability of the compounds to inhibit bacterial growth, and therefore be useful to that infection, can be determined by methods well known in the art. Compounds of the present invention were shown to
25 have antimicrobial activity by the *in vitro* antimicrobial activity assay described below and, therefore, are useful as antimicrobial agents (see Example 16).

In addition, an exemplary *in vitro* antimicrobial activity assay is described in Blondelle
30 and Houghten, *Biochemistry* 30:4671-4678 (1991), which is

incorporated herein by reference. In brief, *Staphylococcus aureus* ATCC 29213 (Rockville, MD) is grown overnight at 37°C in Mueller-Hinton broth, then re-inoculated and incubated at 37°C to reach the exponential phase of bacterial growth (i.e., a final bacterial suspension containing 10^5 to 5×10^5 colony-forming units/ml). The concentration of cells is established by plating 100 μ l of the culture solution using serial dilutions (e.g., 10^{-2} , 10^{-3} and 10^{-4}) onto solid agar plates. In 96-well tissue culture plates, compounds, individual or in mixtures, are added to the bacterial suspension at concentrations derived from serial two-fold dilutions ranging from 1500 to 2.9 μ g/ml. The plates are incubated overnight at 37°C and the growth determined at each concentration by OD_{620 nm}. The IC₅₀ (the concentration necessary to inhibit 50% of the growth of the bacteria) can then be calculated.

The competitive ELISA method which can be used here is a modification of the direct ELISA technique described previously in Appel et al., J. Immunol. 144:976-983 (1990), which is incorporated herein by reference. It differs only in the MAb addition step. Briefly, multi-well microplates are coated with the antigenic peptide (Ac-GASPYPNLSNQQT-NH₂) at a concentration of 100 pmol/50 μ l. After blocking, 25 μ l of a 1.0 mg/ml solution of each mixture of a synthetic combinatorial library (or individual compound) is added, followed by MAb 125-10F3 (Appel et al., *supra*) (25 μ l per well). The MAb is added at a fixed dilution in which the bicyclic guanidine in solution effectively competes for MAb binding with the antigenic peptide adsorbed to the plate. The remaining steps are the same as for direct ELISA. The concentration of compound necessary to

inhibit 50% of the MAb binding to the control peptide on the plate (IC_{50}) is determined by serial dilutions of the compound.

Alternative screening can be done with radio-
5 receptor assays. The radio-receptor assay, can be selective for any one of the μ , κ , or δ opiate receptors. Compounds of the present invention can be useful in vitro for the diagnosis of relevant opioid receptor subtypes, such as κ , in the brain and other tissue samples.
10 Similarly, the compounds can be used *in vivo* diagnostically to localize opioid receptor subtypes.

The radio-receptor assays are also an indication of the compounds' analgesic properties as described, for example, in Dooley et al., *Proc. Natl.*
15 *Acad. Sci.*, 90:10811-10815 (1993). For example, it can be envisioned that these compounds can be used for therapeutic purposes to block the peripheral effects of a centrally acting pain killer. For instance, morphine is a centrally acting pain killer. Morphine, however, has a
20 number of deleterious effects in the periphery which are not required for the desired analgesic effects, such as constipation and pruritus (itching). While it is known that the many compounds do not readily cross the blood-brain barrier and, therefore, elicit no central effect,
25 the subject compounds can have value in blocking the periphery effects of morphine, such as constipation and pruritus. Accordingly, the subject compounds can also be useful as drugs, namely as analgesics, or to treat pathologies associated with other compounds which
30 interact with the opioid receptor system.

Additionally, such compounds can be tested in a σ receptor assay. Ligands for the σ receptor can be useful as antipsychotic agents, as described in Abou-Gharbia et al., *Annual Reports in Medicinal Chemistry*, 5 28:1-10 (1993).

Radio-receptor assays can be performed with particulate membranes prepared using a modification of the method described in Pasternak et al., *Mol. Pharmacol.* 11:340-351 (1975), which is incorporated herein by
10 reference. Rat brains frozen in liquid nitrogen can be obtained from Rockland (Gilbertsville, PA). The brains are thawed, the cerebella removed and the remaining tissue weighed. Each brain is individually homogenized in 40 ml Tris-HCl buffer (50 mM, pH 7.4, 4°C) and
15 centrifuged (Sorvall® RC5C SA-600: Du Pont, Wilmington, DE) (16,000 rpm) for 10 minutes. The pellets are resuspended in fresh Tris-HCl buffer and incubated at 37°C for 40 minutes. Following incubation, the suspensions are centrifuged as before, the resulting
20 pellets resuspended in 100 volumes of Tris buffer and the suspensions combined. Membrane suspensions are prepared and used in the same day. Protein content of the crude homogenates generally range from 0.15-0.2 mg/ml as determined using the method described in Bradford, M.M.,
25 *Anal. Biochem.* 72:248-254 (1976), which is incorporated herein by reference.

Binding assays are carried out in polypropylene tubes, each tube containing 0.5 ml of membrane suspension. 8 nM of ^3H -[D-Ala²,Me-Phe⁴,Gly-ol⁵]enkephalin
30 (DAMGO) (specific activity = 36 Ci/mmol, 160,000 cpm per tube; which can be obtained from Multiple Peptide Systems, San Diego, CA, through NIDA drug distribution

program 271-90-7302) and 80 µg/ml of bicyclic guanidine, individual or as a mixture and Tris-HCl buffer in a total volume of 0.65 ml. Assay tubes are incubated for 60 mins. at 25°C. The reaction is terminated by filtration
5 through GF-B filters on a Tomtec harvester (Orange, CT). The filters are subsequently washed with 6 ml of Tris-HCl buffer, 4°C. Bound radioactivity is counted on a Pharmacia Biotech Betaplate Liquid Scintillation Counter (Piscataway, NJ) and expressed in cpm. To determine
10 inter- and intra-assay variation, standard curves in which ³H-DAMGO is incubated in the presence of a range of concentrations of unlabeled DAMGO (0.13-3900 nM) are generally included in each plate of each assay (a 96-well format). Competitive inhibition assays are performed as
15 above using serial dilutions of the bicyclic guanidines, individually or in mixtures. IC₅₀ values (the concentration necessary to inhibit 50% of ³H-DAMGO binding) are then calculated. IC₅₀ values of less than 1000 nM are indicative of highly active opioid compounds
20 which bind to the µ receptor, with particularly active compounds having IC₅₀ values of 100 nM or less and the most active compounds with values of less than 10 nM.

As opposed to this µ receptor selective assay, which can be carried out using ³H-DAMGO as radioligand, as
25 described above, assays selective for κ receptors can be carried out using [³H]-U69,593 (3 nM, specific activity 62 Ci/mmol) as radioligand. Assays selective for δ opiate receptors can be carried out using tritiated DSLET ([D-Ser², D-Leu⁵]-threonine-enkephalin) as radioligand.
30 Assays selective for the σ opiate receptor can use radiolabeled pentazocine as ligand.

Screening of combinatorial libraries and compounds of the invention can be done with an anti-fungal assay. Compounds of the present invention can be useful for treating fungal infections.

5 Screening of combinatorial libraries and compounds of the invention also can be done with a calmodulin-dependent phosphodiesterase (CaMPDE) assay. Compounds of the present invention can be useful as calmodulin antagonists.

10 Calmodulin (CaM), which is the major intracellular calcium receptor, is involved in many processes that are crucial to cellular viability. In particular, calmodulin is implicated in calcium-stimulated cell proliferation. Calmodulin antagonists
15 are, therefore, useful for treating conditions associated with increased cell proliferation, for example, cancer. In addition, calmodulin antagonists such as compounds of the subject invention are useful both in vitro and in vivo for identifying the role of calmodulin in other
20 biological processes. The disadvantages of known antagonists such as trifluoperazine and N-(4-aminobutyl)-5-chloro-2-naphthalenesulfonamide (W13) include their non-specificity and toxicity. In contrast, advantages of the combinatorial libraries and compounds of the subject
25 invention as calmodulin antagonists include their reduced flexibility and ability to generate broader conformational space of interactive residues as compared to their linear counterparts.

 An example of an assay that identifies CaM
30 antagonists is a CaMPDE assay. In brief, samples are mixed with 50 μ l of assay buffer (360 mM Tris, 360 mM

Imidazole, 45 mM $\text{Mg}(\text{CH}_3\text{COO})_2$, pH 7.5) and 10 μl of CaCl_2 (4.5 mM) to a final volume of 251 μl . 25 μl of calmodulin stock solution (Boehringer Mannheim; 0.01 $\mu\text{g}/\mu\text{l}$) is then added and the samples then sit at
5 room temperature for 10 minutes. 14 μl of PDE (Sigma; 2 Units dissolved in 4 ml of water; stock concentration: 0.0005 Units/ μl) is then added, followed by 50 μl of 5'-nucleotidase (Sigma; 100 Units dissolved in 10 ml of 10 mM Tris-HCl containing 0.5 mM $\text{Mg}(\text{CH}_3\text{COO})_2$, pH 7.0;
10 stock concentration: 10 Units/ml). The samples are then incubated for 10 minutes at 30°C. 50 μl of adenosine 3',5'-cyclic monophosphate (cAMP) (20 mM in water at pH 7.0) is added, the samples incubated for 1 hour at 30°C and then vortexed. 200 μl of trichloroacetic acid (TCA)
15 (55% in water) is added to a 200 μl sample aliquot, which is then vortexed and centrifuged for 10 minutes. 80 μl of the resulting supernatants of each sample is transferred to a 96-well plate, with 2 wells each containing 80 μl of each sample. 80 μl of ammonium
20 molybdate (1.1% in 1.1N H_2SO_4) is then added to all the wells, and the OD of each were determined at 730nm, with the values later subtracted to the final OD reading. 16 μl of reducing agent (6g sodium bisulfite, 0.6g sodium sulfite and 125mg of 1-amino-2-naphthol-4-sulfonic acid in
25 50ml of water) is then added to one of each sample duplicate and 16 μl of water is added to the other duplicate. After sitting for 1 hour at room temperature, the OD of each well is determined at 730nm. The percent inhibition of calmodulin activity is then calculated for
30 each sample, using as 0% inhibition a control sample containing all reagents without any test samples and as 100% inhibition a control sample containing test samples and all reagents except calmodulin. In addition, the percent inhibition of phosphodiesterase activity was

determined by following a similar protocol as the CaMPDE assay described above, except not adding calmodulin to the sample mixture and calculating the percent inhibition by using as 0% inhibition a control reagent without any
5 test samples and as 100% inhibition a control sample containing test samples and all reagents except cAMP.

The following examples are provided to illustrate but not limit the present invention. In the examples, the following abbreviations have the
10 corresponding meanings:

- MBHA : 4-methylbenzhydramine;
- DMF : dimethylformamide;
- HOBT : 1-hydroxybenzotriazole;
- DMSO : dimethylsulfoxide;
- 15 Boc : tert-butoxycarbonyl;
- FMOC : 9-fluorenyl-methoxycarbonyl;
- DMAP : 4-dimethylamino-pyridine;
- DIC : N,N'-diisopropylcarbodiimide;
- TFA : trifluoroacetic acid;
- 20 DIEA : diisopropylethylamine;
- DCM : dichloromethane;
- TMOF: trimethylorthoformate;
- HATU : azabenzotriazolyl-N,N,N',N'-tetramethyluronium
hexafluorophosphate;
- 25 CDI : carbonyldiimidazole
- NMP : N-methylpyrrolidinone

EXAMPLE 1**Preparation of 2-morpholino-7-alkyl-11-alkylaminocarbonyl-5H-benzimidazol[1,2,d][1,4]benzodiazepin-6(7H)-one [1-(1-aminocarbonyl-2-phenyl)ethyl-2-substituted-benzimidazol-5-yl]carboxamides**

This example describes 68 variations at the R⁵ position, the side chain of phenylalanine (Ph-CH₂) providing the R⁶ position, 4-methoxyanilinocarbonyl at the R³ position and hydrogen at the remaining R positions.

1. Coupling of N-protected amino acid to MBHA resin

1.0 g of MBHA resin (1.3 meq/g) was placed in a porous polypropylene packet (Tea-bag, 60mm x 60mm, 65 μ). The packet was washed with 5% DIEA/DCM (2 X 60 mL) in a 125 mL plastic bottle. DMF (80 mL), Boc-phenylalanine (4.24g, 16 mmol), DIC (3.03g, 24 mmol), HOBt (2.16g, 16 mmol) were added sequentially. After shaking for 24 hours, the packet was washed alternately with DMF (80 mL) and MeOH (80 mL) for 3 cycles followed by DCM (80 mL) and MeOH (80 mL). The packet was dried in air for 2 hours. The packet was shaken with 55% TFA/DCM (80 mL) at room temperature for 40 minutes and washed with DCM (3 X 80 mL), 5% DIEA/DCM (2 X 80 mL) and MeOH (80 mL).

2. N-Arylation with 4-fluoro-3-nitrobenzoic acid.

The packet was heated in a solution of 4-fluoro-3-nitrobenzoic acid (2.96g, 16 mmol) and DIEA (2.02g, 16 mmol) in N-methylpyrrolidinone (80 mL) at 70° C for 24 hours. The packet was washed alternately with DMF (80 mL) and MeOH (80 mL) for 3 cycles followed

by washing with DCM (80 mL) and MeOH (80 mL). The packet was dried in air overnight.

3. Coupling amine onto resin-bound carboxylic acid.

5

The packet was shaken with a solution of morpholine (1.40 g, 16 mmol), DIC (3.03g, 24 mmol) and HOBt (2.16g, 16 mmol) in DMF (80 mL) for 24 hours. The packet was washed alternately with DMF (80 mL) and MeOH
10 (80 mL) for 3 cycles followed by DCM (80 mL) and MeOH (80 mL). The packet was dried in air overnight.

4. Reduction of the nitro group to amine.

The packet was shaken with a 2.0 M solution of tin(II) chloride dihydrate in N-Methylpyrrolidinone
15 (80 mL) for 24 hours at room temperature. The packet was washed with DMF (4 X 80 mL), 10% DIEA/DCM (4 X 80 mL), MeOH, (2 X 80 mL), DMF (80 mL), MeOH (80 mL), DCM (2 X 80 mL) and MeOH (2 X 80 mL) and dried in air overnight.

5. Reaction with aldehydes to form benzimidazoles.

20 The packet was cut open and the resin was suspended in N-methylpyrrolidinone (30 mL). The suspension was distributed equally into 68 wells of a microtiter plate (2mL X 96). N-Methylpyrrolidinone (240 μ L), acetic acid (185 μ L) and a solution of
25 corresponding aldehyde (see list below) in N-methylpyrrolidinone (100 μ L X 1.0 M) were added to each well. The plate was tightly capped, shaken and incubated at 67° C for 48 hours. The resin was washed alternately

with DMF (3 X 1 mL/well) and MeOH (2 X 1 mL/well),
DCM/t-BuOMe (50%, 2 X 1 mL/well) and MeOH (2 X 1
mL/well). The plate was dried in air overnight and under
vacuum for 4 hours. The plate was treated with gaseous
5 HF at room temperature for 2 hours. After complete
removal of HF under a nitrogen stream followed and by
vacuum, the plate was extracted with AcOH (4 x
0.5 mL/well). The extraction solutions were lyophilized.

The 68 aldehydes used are as follows:

- 10 3-phenoxybenzaldehyde
- 3-hydroxy-4-methoxybenzaldehyde
- 4-acetamidobenzaldehyde
- 4-phenoxybenzaldehyde
- 4-bromothiophene-2-carboxaldehyde
- 15 4-pyridinecarboxaldehyde
- 2-methylbutyraldehyde
- 4-chloro-3-nitrobenzaldehyde
- 3-nitrobenzaldehyde
- 2,3-dichlorobenzaldehyde
- 20 2,5-difluorobenzaldehyde
- 5-methyl-2-furaldehyde
- 4-chloro-3-fluorobenzaldehyde
- 4-formyl-2-phenylimidazole
- 5-nitro-2-furaldehyde
- 25 4-bromobenzaldehyde
- 5-norbornene-2-carboxaldehyde
- 6-nitropiperonal
- 2-chloro-5-nitrobenzaldehyde
- 5-hydroxy-2-nitrobenzaldehyde
- 30 3-hydroxybenzaldehyde
- 3,4-difluorobenzaldehyde
- 4-dimethylaminobenzaldehyde

2-thiophenecarboxyaldehyde
4-cyanobenzaldehyde
4-nitrobenzaldehyde
2-fluorobenzaldehyde
5 4-carboxybenzaldehyde
2-bromobenzaldehyde
2-chloro-3,4-dimethoxyphenyl
3-thiophenecarboxaldehyde
4-quinolinecarboxaldehyde
10 4-methyl-5-imidazolecarboxaldehyde
4-hydroxybenzaldehyde
2-ethyl-5-formyl-4-methylimidazole
4-chloro-2-nitrobenzaldehyde
3-pyridinecarboxaldehyde
15 6-nitroveratraldehyde
5-chloro-2-nitrobenzaldehyde
2-nitrobenzaldehyde

EXAMPLE 2

20 Using the same procedures described in
Example 1, this example describes the side chain of 18
different amino acids or diamines providing the R⁶
position, 4-methoxyanilincarbonyl at the R³ position,
phenyl at the R⁵ position and hydrogen at the remaining R
25 positions.

The 18 amino acids and diamines used were as
follows:

glycine
alanine
30 beta-alanine

- gamma-aminobutyric acid
- epsilon-aminocaproic acid
- isoleucine
- glutamine
- 5 methionine
- valine
- phenylglycine
- phenylalanine
- cyclohexylalanine
- 10 4-chloro-phenylalanine
- tryptophan
- lysine (TFA)
- arginine (Tos)
- ethylenediamine
- 15 trans-1,4-diaminocyclohexane

EXAMPLE 3

Preparation of

- (a) *N*-(4-methoxyphenyl)-1-(2-ureidoethyl)-2-phenylbenzimidazol-5-yl carboxamide; or
- 20 (b) *N*-(4-methoxyphenyl)-1-(4-ureidocyclohexyl)-2-phenylbenzimidazol-5-yl carboxamide

Coupling diamine onto MBHA Resin.

- 25 0.1 g of MBHA resin (1.3 meq/g) was placed in a porous polypropylene. The packet was washed with 5% DIEA in DCM (2 X 20 mL) in a 40 mL plastic bottle, and shaken with a solution of carbonyldiimidazole (CDI) in DCM (0.5 M, 20 mL at room temperature for 2 hours. The
- 30 solution was decanted. The packet was quickly washed with DCM (2 X 20 mL), and shaken with a solution of

1,2-ethylenediamine or *trans*-1,4-diaminocyclohexane in DCM (0.5 M, 20 mL) overnight. The packet was washed alternately with dimethylformamide (DMF, 20 mL) and methanol (MeOH, 20 mL) for 4 cycles followed by washing
5 with DCM and MeOH alternatively for 2 cycles and dried in air.

The title compounds were prepared using the same experimental procedures as described in steps 2-5 of Example 1.

10

EXAMPLE 4

Using the same procedures described in Example 1, this example describes the side chain of beta-alanine providing the R⁶ position, phenyl at the R⁵ position, 28 different amines providing the R³ position
15 and hydrogen at the remaining R positions.

The 28 amines used were as follows:

1,3,3-trimethyl-6-azabicyclo(3.2.1)octane
1-(4-fluorophenyl)piperazine
1-acetylpiperazine
20 p-anisidine
4-phenoxyaniline
2-(aminomethyl)-1-ethylpyrrolidine
2-(aminomethyl)pyridine
morpholine
25 2-methyl-1-(3-methylphenyl)piperazine
2-[2-(methylamino)ethyl]pyridine
3,3,5-trimethylcyclohexylamine
cyclohexylamine

- 3-(trifluoromethyl)benzylamine
- 6-aminoindazole
- beta-alanine ethyl ester
- cyclooctylamine
- 5 cyclopropylamine
- dibenzylamine
- ethyl isonipecotate
- N,N-diethyl-N'-methylethylenediamine
- N-(3-aminopropyl)-2-pyrrolidinone
- 10 N-(3-aminopropyl)morpholine
- 4-toluidine
- N-ethyl-4-picolylamine
- N-methylcyclohexylamine
- N-methylhomopiperazine
- 15 butylamine
- 2-aminothiazole

EXAMPLE 5

Preparation of a combinatorial library of 20,160 benzimidazole derivative compounds

- 20 Using the same experimental procedures described above, an additional combinatorial library of 20,160 (40 x 18 x 28) benzimidazole derivative compounds were synthesized. The side chain of any one of the 40 aldehydes contributing the radicals listed in Example 1
- 25 provided the R⁵ position. The 18 amino acids or diamines listed in Examples 2 and 3 provided the building blocks at the R⁶ position. The 28 amines listed in Example 4 provided the building blocks at the R³ position.

EXAMPLE 6**Preparation of a combinatorial library of 36,288 benzimidazole derivative compounds**

Using the same experimental procedures described above, an additional combinatorial library of 36,288 (48 x 27 x 28) benzimidazole derivative compounds were synthesized. The side chain of any one of the 48 aldehydes contributing the radicals listed below provided the R⁵ position:

- 10 3-PHENOXYBENZALDEHYDE
VANILLIN ACETATE(4-HO-3-MeO-PHCHO)
3,4,5-TRIMETHOXYBENZALDEHYDE
3-HYDROXY-4-METHOXYBENZALDEHYDE
4-ACETAMIDOBENZALDEHYDE
- 15 4-PHENOXYBENZALDEHYDE
4-METHOXY-1-NAPHTHALDEHYDE
4-BROMOTHIOPHENE-2-CARBOXALDEHYDE
4-PYRIDINECARBOXALDEHYDE
2-METHYLBUTYRALDEHYDE
- 20 3-(METHYLTHIO) PROPIONALDEHYDE
4-CHLORO-3-NITROBENZALDEHYDE
3-NITROBENZALDEHYDE
4-t-butylbenzaldehyde
2,3-DICHLOROBENZALDEHYDE
- 25 3,5-BIS(TRIFLUOROMETHYL) BENZALDEHYDE
2,5-DIFLUOROBENZALDEHYDE
2-QUINOLINECARBOXALDEHYDE
2-CHLORO-3,4-DIMETHOXYBENZALDEHYDE
5-METHYL-2-FURALDEHYDE
- 30 4-CHLORO-3-FLUOROBENZALDEHYDE
4-formal-2-phenylimidazole

- ethyl 2-formyl-1-cyclopropanecarboxylate
5-nitro-2-furaldehyde
4-bromobenzaldehyde
cyclopropanecarboxaldehyde
5 5-norbornene-2-carboxaldehyde
6-nitropiperonal
2-chloro-5-nitrobenzaldehyde
5-hydroxy-2-nitrobenzaldehyde
3-hydroxybenzaldehyde
10 3,4-difluorobenzaldehyde
4-dimethylaminobenzaldehyde
4-methylthiobenzaldehyde
trifluoromethyl-p-benzaldehyde
2-thiophenecarboxyaldehyde
15 2,3-dimethoxybenzaldehyde
3-ethoxy-4-hydroxybenzaldehyde
4-cyanobenzaldehyde
2-furaldehyde
4-nitrobenzaldehyde
20 1-naphthaldehyde
o-anisaldehyde
4-isopropylbenzaldehyde
piperonal
2-fluorobenzaldehyde
25 4-ethoxybenzaldehyde
2,4-dihydroxybenzaldehyde

The 27 amino acids or diamines listed below
provided the building blocks at the R⁶ position:

- BOC-GLYCINE
30 BOC-L-ALANINE
BOC-BETA-ALA-OH
BOC-GAMMA-ABU-OH

- N-(TERT-BUTOXYCARBONYL)-L-SERINE
BOC-L-VALINE
N-T-BOC-6-AMINOHEXANOIC ACID
BOC-L-ASPARAGINE
5 N-(TERT-BUTOXYCARBONYL)-L-ISOLEUCINE
BOC-L-GLUTAMINE
BOC-D-MET-OH
BOC-LEU-OH
BOC-PHG-OH
10 BOC-L-PHENYLALANINE
N-BOC-L-CYCLOHEXYLALANINE
N-BOC-4-CHLORO-L-PHENYLALANINE
BOC-L-CYSTEINE (4-CH3BZL)
N-(TERT-BUTOXYCARBONYL)-L-TRYPTOPHAN
15 BOC-LYS(TFA)-OH
BOC-D-TYR(BZL)-OH
BOC-ARG(TOS)-OH
3-aminobenzoic acid
4-aminobenzoic acid
20 ethylene diamine
trans-1,4-diaminocyclohexane
1,4-phenylenediamine
2,2-(ethylenedioxy)bis(ethylamine)

The 28 amines listed below provided the
25 building blocks at the R³ position:

- 1,3,3-trimethyl-6-azabicyclo(3.2.1)octane
1-(4-fluorophenyl)piperazine
1-ACETYLPIPERAZINE
piperazine
30 2-(2-methoxyphenyl)ethylamino
2-(aminomethyl)-1-ethylpyrrolidine
2-(aminomethyl)pyridine

- 2-AMINO-4-CHLOROTOLUENE HYDROCHLORIDE
2-METHYL-1-(3-METHYLPHENYL) PIPERAZINE
2-[2-(methylamino)ethyl]pyridine
3,3,5-TRIMETHYLCYCLOHEXYLAMINE
5 3,4-methylenedioxyaniline
3-(TRIFLUOROMETHYL) BENZYLAMINE
4-(aminomethyl)pyridine
6-aminoindazole
BETA-ALANINE ETHYL ESTER HYDROCHLORIDE
10 cyclooctylamine
CYCLOPROPYLAMINE
DIBENZYLAMINE
ethyl isonipecotate
N,N-diethyl-N'-methylethylenediamine
15 N-(3'-aminopropyl)-2-pyrrolidinone
N-(3-aminopropyl)morpholine
N-BENZYLGLYCINE ETHYL ESTER
N-ethyl-4-picolyamine
N-METHYLCYCLOHEXYLAMINE
20 N-methylhomopiperazine
piperazine

EXAMPLE 7

Melanocortin Receptor Assay

This example describes methods for assaying
25 binding to MC receptors.

All cell culture media and reagents were
obtained from GibcoBRL (Gaithersburg MD), except for
COSMIC CALF SERUM (HyClone; Logan UT). HEK 293 cell
lines were transfected with the human MC receptors hMCR-
30 1, hMCR-3, and hMCR-4 (Gantz et al., Biochem. Biophys.

Res. Comm. 200:1214-1220 (1994); Gantz et al., J. Biol. Chem. 268:8246-8250 (1993); Gantz et al. J. Biol. Chem. 268:15174-15179 (1993); Haskell-Leuvano et al., Biochem. Biophys. Res. Comm. 204:1137-1142 (1994); each of which
5 is incorporated herein by reference). Vectors for construction of an hMCR-5 expressing cell line were obtained, and a line of HEK 293 cells expressing hMCR-5 was constructed (Gantz, *supra*, 1994). hMCR-5 has been described previously (Franberg et al., Biochem. Biophys.
10 Res. Commun. 236:489-492 (1997); Chowdhary et al., Cytogenet. Cell Genet. 68:1-2 (1995); Chowdhary et al., Cytogenet. Cell Genet. 68:79-81 (1995), each of which is incorporated herein by reference). HEK 293 cells were maintained in DMEM, 25 mM HEPES, 2 mM glutamine,
15 non-essential amino acids, vitamins, sodium pyruvate, 10% COSMIC CALF SERUM, 100 units/ml penicillin, 100 µg/ml streptomycin and 0.2 mg/ml G418 to maintain selection.

Before assaying, cells were washed once with phosphate buffered saline ("PBS"; without Ca²⁺ and Mg²⁺),
20 and stripped from the flasks using 0.25% trypsin and 0.5 mM EDTA. Cells were suspended in PBS, 10% COSMIC CALF SERUM and 1 mM CaCl₂. Cell suspensions were prepared at a density of 2x10⁴ cells/ml for HEK 293 cells expressing hMCR-3, hMCR-4 or hMCR-5, and 1x10⁵ cells/ml
25 for HEK 293 cells expressing hMCR-1. Suspensions were placed in a water bath and allowed to warm to 37°C for 1 hr.

Binding assays were performed in a total volume of 250 µl for HEK 293 cells. Control and test compounds
30 were dissolved in distilled water. ¹²⁵I-HP 467 (50,000 dpm) (2000 Ci/mmol) (custom labeled by Amersham; Arlington Heights IL) was prepared in 50 mM Tris, pH 7.4,

2 mg/ml BSA, 10 mM CaCl₂, 5 mM MgCl₂, 2 mM EDTA and added to each tube. To each tube was added 4x10³ HEK 293 cells expressing hMCR-3, hMCR-4 or hMCR-5, or 2x10⁴ cells expressing hMCR-1. Assays were incubated for 2.5 hr at
5 37°C.

GF/B filter plates were prepared by soaking for at least one hour in 5 mg/ml BSA and 10 mM CaCl₂. Assays were filtered using a Brandel 96-well cell harvester (Brandel Inc.; Gaithersburg, MD). The filters were
10 washed four times with cold 50 mM Tris, pH 7.4, the filter plates were dehydrated for 2 hr and 35 µl of MICROSCINT was added to each well. Filter plates were counted using a Packard Topcount (Packard Instrument Co.) and data analyzed using GraphPad PRISM v2.0 (GraphPad
15 Software Inc.; San Diego CA) and Microsoft EXCEL v5.0a (Microsoft Corp.; Redmond WA).

To assay benzimidazole derivative compounds, binding assays were performed in duplicate in a 96 well format. HP 467 was prepared in 50 mM Tris, pH 7.4, and
20 ¹²⁵I-HP 467 was diluted to give 100,000 dpm per 50 µl. A benzimidazole derivative compound, synthesized as described in Examples 1 to 5, was added to the well in 25 µl aliquots. A 25 µl aliquot of ¹²⁵I-HP 467 was added to each well. A 0.2 ml aliquot of suspended cells was
25 added to each well to give the cell numbers indicate above, and the cells were incubated at 37°C for 2.5 hr. Cells were harvested on GF/B filter plates as described above and counted.

EXAMPLE 8

Anti-microbial Screen

Streptococcus pyogenes (ATCC# 97-03 14289) were
5 grown in Todd Hewitt Broth (THB) (Difco Laboratories
#0492-17-6) overnight until they reached an optical
density of (OD = 0.636@ 570 nm) by reading 0.1 ml in a
96 well microtiter plate in a Molecular Devices
Thermomax. This preparation was kept frozen as stocks in
10 30% v/v glycerol in 1.5 ml aliquots at -70 C° until used.
Prior to screening, 1.5 ml aliquots were thawed and
diluted into 50 ml THB. 200 ul of this dilution was
added to 92 wells of microtiter plate. To three wells
THB (200 ul) was added to serve as a blank and a
15 sterility control. Test compounds in DMSO and
appropriate concentrations of DMSO were added to
Growth/Solvent Controls at 0 time. Plates were read at 0
time at 570 nm in the Molecular Devices plate reader to
obtain compounds correction factors for insoluble or
20 colored compounds. Plates were read again at 4 hrs.

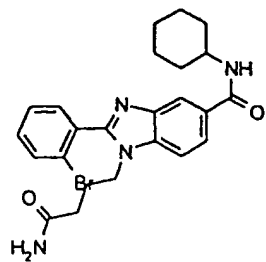
Compounds were assayed at a concentration of
170 µg/ml. Percent inhibition for each compound was
calculated using the following formulae:

Color correct =
25 (O.D. 0 hr - Blank 0 hr) - (Solvent Control 0 hr - Blank
0 hr)

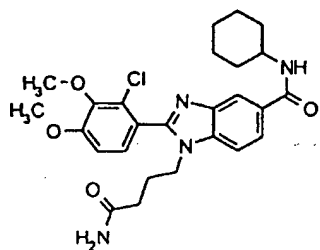
% Inhibition =
100 - (O.D. test compound 4 hr - Blank 4 hr - color
30 correct) divided by (O.D. growth/solvent control 4 hr -
Blank 4 hr)

Compound	%Inhbt
	100
	101
	108
	111

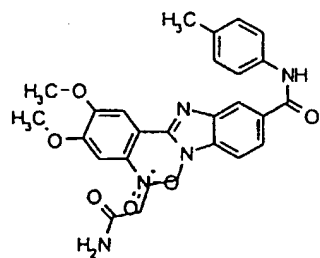
89



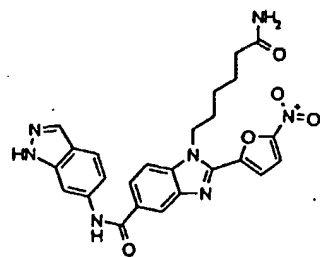
138



140

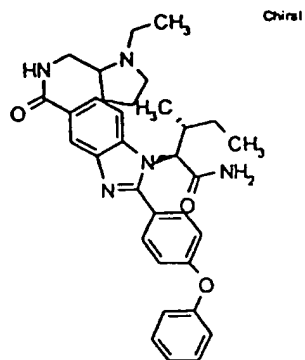


121

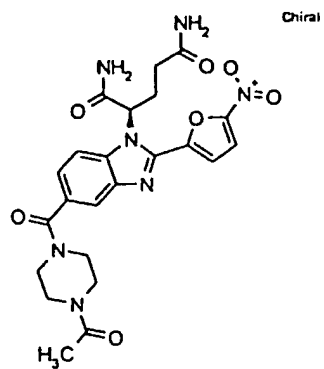


107

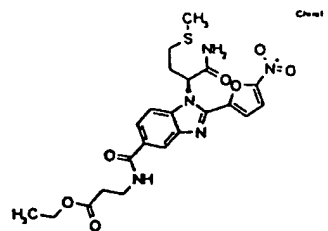
90



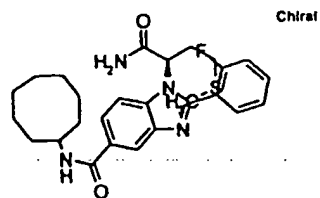
101



102

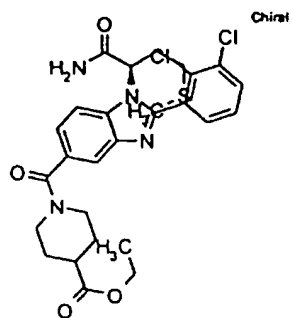


102

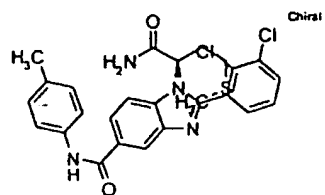


127

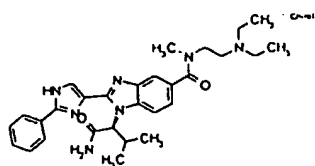
91



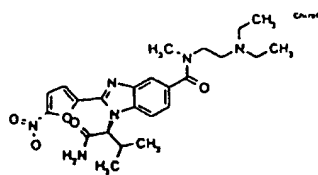
102



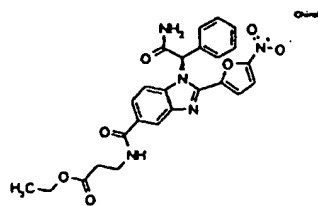
107



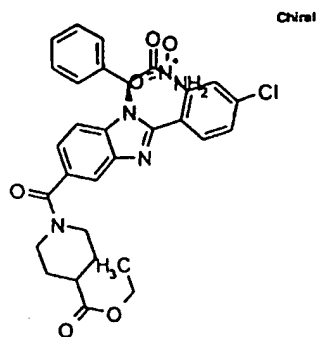
117



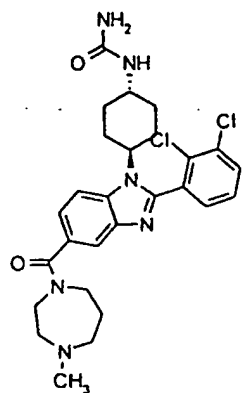
115



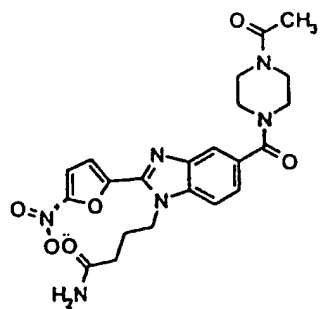
101



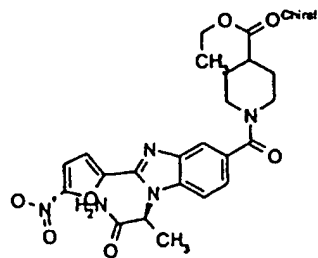
100



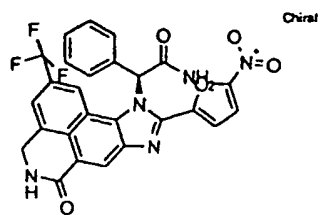
121



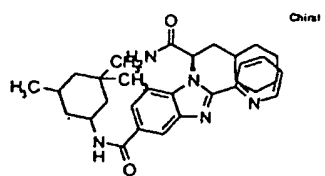
105



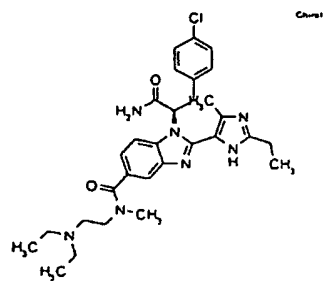
105



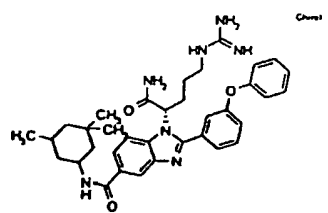
105



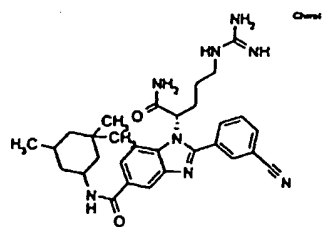
103



100

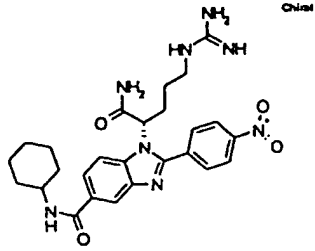


102

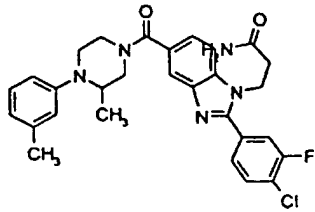


101

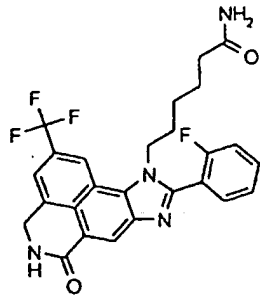
94



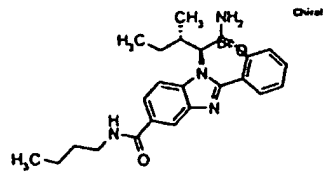
101



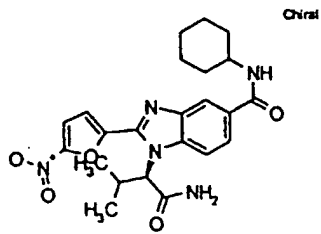
118



105

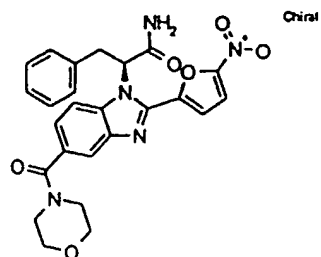


117

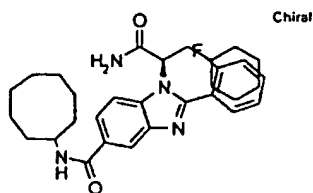


112

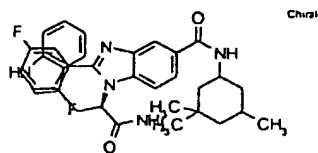
95



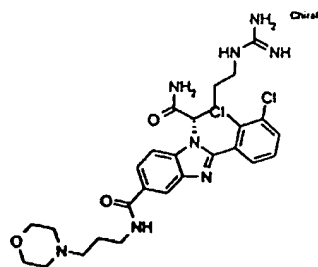
105



100



92



100

Percent inhibition of benzimidazole compounds of the invention are provided in the table below:

EXAMPLE 9

Penile erection due to administration of a benzimidazole 5 derivative compound

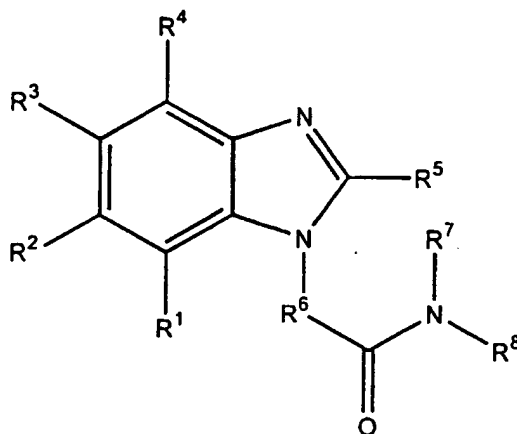
Adult male rats are housed 2-3 per cage and are acclimated to the standard vivarium light cycle (12 hr. light, 12 hr. dark), rat chow and water for a least a week prior to testing. All experiments are performed
10 between 9 a.m. and noon and rats are placed in cylindrical, clear plexiglass chambers during the 60 minute observation period. Mirrors are positioned below and to the sides of the chambers, to improve viewing.

Observations begin 10 minutes after an
15 unstraperitoneal injection of either saline or compound. An observer counts the number of grooming motions, stretches, yawns and penile erections (spontaneously occurring, not elicited by genital grooming) and records them every 5 minutes, for a total of 60 minutes. The
20 observer is unaware of the treatment and animals are tested once, with n=6 in each group. Values in the figures represent the group mean and standard error of the mean. HP 228 can be used as a positive control for penile erections. Significant differences between groups
25 are determined by an overall analysis of variance and the Student Neumann-Keuls post hoc test can be used to identify individual differences between groups ($p \leq 0.05$).

Although the invention has been described with reference to the examples provided above, it should be understood that various modifications can be made by those skilled in the art without departing from the invention. Accordingly, the invention is set out in the following claims.

WE CLAIM:

1. A combinatorial library of two or more compounds of the formula:



5 wherein:

R¹, R², R³ and R⁴ are, independently, selected from the group consisting of a hydrogen atom, halo, hydroxy, protected hydroxy, cyano, C₁ to C₁₂ alkyl, C₂ to C₁₂ alkenyl, C₂ to C₁₂ alkynyl, C₁ to C₁₂ substituted alkyl, C₂ to C₁₂ substituted alkenyl, C₂ to C₁₂ substituted alkynyl, C₁ to C₁₂ alkoxy, C₁ to C₁₂ substituted alkoxy, C₁ to C₁₂ acyloxy, C₁ to C₁₂ acyl, C₃ to C₇ cycloalkyl, C₃ to C₇ substituted cycloalkyl, C₅ to C₇ cycloalkenyl, C₅ to C₇ substituted cycloalkenyl, heterocyclic ring, substituted heterocyclic ring, C₇ to C₁₈ phenylalkyl, C₇ to C₁₈ substituted phenylalkyl, C₁ to C₁₂ heterocycloalkyl, C₁ to C₁₂ substituted heterocycloalkyl, phenyl, substituted phenyl, naphthyl, substituted naphthyl, cyclic C₂ to C₇ alkylene, substituted cyclic C₂ to C₇ alkylene, cyclic C₂

to C₇, heteroalkylene, substituted cyclic C₂ to C₇,
heteroalkylene, carboxy, protected carboxy,
hydroxymethyl, protected hydroxymethyl, protected amino,
(monosubstituted)amino, protected (monosubstituted)amino,
5 (disubstituted)amino, C₁ to C₁₀ alkylamino, C₁ to C₁₀
substituted alkylamino, carboxamide, protected
carboxamide, C₁ to C₁₀ alkylthio, C₁ to C₁₀ substituted
alkylthio, C₁ to C₁₀ alkylsulfonyl, C₁ to C₁₀ substituted
alkylsulfonyl, C₁ to C₁₀ alkylsulfoxide, C₁ to C₁₀
10 substituted alkylsulfoxide, phenylthio, substituted
phenylthio, phenylsulfoxide, substituted phenylsulfoxide,
phenylsulfonyl, substituted phenylsulfonyl and the group
consisting of (i) the formula -C(O)NR¹¹R¹², (ii) the
formula -C(O)R¹¹, (iii) the formula -NR¹¹R¹², (iv) the
15 formula -SR¹¹, (v) the formula -OR¹¹ and (vi) the formula
-C(O)OR¹¹, wherein R¹¹ and R¹² are, independently, selected
from the group consisting of a hydrogen atom, C₁ to C₁₂
alkyl, C₁ to C₁₂ substituted alkyl, C₂ to C₁₂ alkenyl, C₂ to
C₁₂ substituted alkenyl, phenyl, substituted phenyl,
20 naphthyl, substituted naphthyl, C₇ to C₁₈ phenylalkyl, C₇
to C₁₈ substituted phenylalkyl, C₁ to C₁₂ heterocycloalkyl,
C₁ to C₁₂ substituted heterocycloalkyl, heteroaryl,
substituted heteroaryl, heterocycle, substituted
heterocycle, phenylsulfonyl, substituted phenylsulfonyl,
25 C₁ to C₁₀ alkylsulfonyl, C₁ to C₁₀ substituted
alkylsulfonyl, C₁ to C₁₂ alkylaminocarbonyl, C₁ to C₁₂
substituted alkylaminocarbonyl, phenylaminocarbonyl, and
substituted phenylaminocarbonyl;

R⁵ is selected from the group consisting of a hydrogen
30 atom, C₁ to C₁₂ alkyl, C₁ to C₁₂ substituted alkyl, phenyl,
substituted phenyl, C₇ to C₁₈ phenylalkyl, C₇ to C₁₈
substituted phenylalkyl, C₁ to C₁₂ heterocycloalkyl, C₁ to
C₁₂ substituted heterocycloalkyl, carboxy, protected

carboxy, cyano, protected (monosubstituted)amino,
(disubstituted)amino, C₁ to C₁₂ acyl, C₁ to C₁₂ substituted
acyl, C₁ to C₁₂ alkoxy carbonyl, C₁ to C₁₂ substituted
alkoxy carbonyl, heterocycle, substituted heterocycle,
5 naphthyl, substituted naphthyl, C₃ to C₇ cycloalkyl, C₃ to
C₇ substituted cycloalkyl, C₅ to C₇ cycloalkenyl and C₅ to
C₇ substituted cycloalkenyl;

R⁶ is the formula:

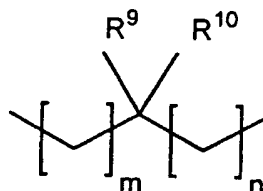
-D-W-E-

10. wherein:

W is absent or selected from the group
consisting of phenylene, substituted phenylene,
C₃ to C₇ cycloalkylene, C₃ to C₇ substituted
cycloalkylene, C₅ to C₇ cycloalkenylene, C₅ to C₇
15 substituted cycloalkenylene, arylene,
substituted arylene, heterocyclene, substituted
heterocyclene, heteroarylene and substituted
heteroarylene;

and D, which is directly attached to the
20 nitrogen depicted in the formula, and E, which
can be absent, are, independently, selected
from the group consisting of C₁ to C₁₂ alkylene,
C₂ to C₁₂ alkenylene, C₂ to C₁₂ alkynylene, C₁ to
C₁₂ substituted alkylene, C₂ to C₁₂ substituted
25 alkenylene, C₂ to C₁₂ substituted alkynylene, C₃
to C₇ cycloalkylene, C₃ to C₇ substituted
cycloalkylene, C₅ to C₇ cycloalkenylene, C₅ to C₇
substituted cycloalkenylene, C₇ to C₁₈
phenylalkylene, C₇ to C₁₈ substituted

phenylalkylene, C₁ to C₁₂ heterocycloalkylene
and C₁ to C₁₂ substituted heterocycloalkylene,
-NH- and the formula:



5 wherein R⁹ and R¹⁰ are, independently, selected
from the group consisting of a hydrogen atom, C₁
to C₁₂ alkyl, C₂ to C₁₂ alkenyl, C₂ to C₁₂
alkynyl, C₁ to C₁₂ substituted alkyl, C₂ to C₁₂
substituted alkenyl, C₂ to C₁₂ substituted
10 alkynyl, C₁ to C₁₂ acyl, C₁ to C₁₂ substituted
acyl, C₃ to C₇ cycloalkyl, C₃ to C₇ substituted
cycloalkyl, C₅ to C₇ cycloalkenyl, C₅ to C₇
substituted cycloalkenyl, a heterocyclic ring,
substituted heterocyclic ring, heteroaryl,
15 substituted heteroaryl, C₇ to C₁₈ phenylalkyl, C₇
to C₁₈ substituted phenylalkyl, C₁ to C₁₂
heterocycloalkyl, C₁ to C₁₂ substituted
heterocycloalkyl, C₇ to C₁₈ phenylalkoxy, C₇ to
C₁₈ substituted phenylalkoxy, phenyl,
20 substituted phenyl, naphthyl, substituted
naphthyl, cyclic C₂ to C₇ alkylene, substituted
cyclic C₂ to C₇ alkylene, cyclic C₂ to C₇
heteroalkylene, substituted cyclic C₂ to C₇
heteroalkylene, carboxy, protected carboxy,
25 hydroxymethyl and protected hydroxymethyl; and
m and n are, independently, 0, 1, 2, 3 or 4;
and

R⁷ and R⁸ are, independently, selected from the group consisting of a functionalized resin, a hydrogen atom, C₁ to C₁₂ alkyl, C₁ to C₁₂ substituted alkyl, phenyl, substituted phenyl, heterocycle, substituted heterocycle, 5 C₃ to C₇ cycloalkyl, C₃ to C₇ substituted cycloalkyl, C₅ to C₇ cycloalkenyl, C₅ to C₇ substituted cycloalkenyl, C₂ to C₁₂ alkenyl, C₂ to C₁₂ substituted alkenyl, C₇ to C₁₈ phenylalkyl, C₇ to C₁₈ substituted phenylalkyl, C₁ to C₁₂ heterocycloalkyl and C₁ to C₁₂ substituted 10 heterocycloalkyl, C₁ to C₁₂ acyl, C₁ to C₁₂ substituted acyl, phenylsulfonyl, substituted phenylsulfonyl, C₁ to C₁₀ alkylsulfonyl, C₁ to C₁₀ substituted alkylsulfonyl, C₁ to C₁₂ alkylaminocarbonyl, C₁ to C₁₂ substituted alkylaminocarbonyl, phenylaminocarbonyl, substituted 15 phenylaminocarbonyl, C₁ to C₁₂ alkylaminothiocarbonyl, C₁ to C₁₂ substituted alkylaminothiocarbonyl, phenylaminothiocarbonyl and substituted phenylaminothiocarbonyl;

provided that, where R⁶ is methylene, at least one of R¹ 20 to R⁴ must be the formula -C(O)NR¹¹R¹²; or

provided that, where R⁶ is methylene, at least one of R¹ to R⁴ must be the formula -C(O)R¹¹, wherein R¹¹ is a heterocyclic ring or substituted heterocyclic ring, wherein said ring contains at least one nitrogen atom and 25 wherein said nitrogen atom is attached to the carbonyl carbon; or

a pharmaceutically acceptable salt of a compound thereof.

2. The combinatorial library of claim 1, wherein:

R¹, R², R³ and R⁴ are, independently, selected from the group consisting of a hydrogen atom, halo, C₁ to C₁₂ alkyl, C₁ to C₁₂ substituted alkyl, carboxy, and the group
5 consisting of (i) the formula -C(O)NR¹¹R¹² and (ii) the formula -C(O)R¹¹, wherein R¹¹ and R¹² are, independently, selected from the group consisting of a hydrogen atom, C₁ to C₁₂ alkyl, C₁ to C₁₂ substituted alkyl, C₂ to C₁₂ alkenyl, C₂ to C₁₂ substituted alkenyl, C₇ to C₁₈ phenylalkyl, C₇ to C₁₈ substituted phenylalkyl, C₁ to C₁₂ heterocycloalkyl, C₁ to C₁₂ substituted heterocycloalkyl, heteroaryl, substituted heteroaryl, heterocycle and substituted heterocycle.

3. The combinatorial library of claim 1, wherein:

15 R¹, R², and R⁴ are each a hydrogen atom and R³ is selected from the group consisting of halo, C₁ to C₁₂ alkyl, C₁ to C₁₂ substituted alkyl, carboxy, and the group consisting of (i) the formula -C(O)NR¹¹R¹² and (ii) the formula
-C(O)R¹¹, wherein R¹¹ and R¹² are, independently, selected
20 from the group consisting of a hydrogen atom, C₁ to C₁₂ alkyl, C₁ to C₁₂ substituted alkyl, C₂ to C₁₂ alkenyl, C₂ to C₁₂ substituted alkenyl, C₇ to C₁₈ phenylalkyl, C₇ to C₁₈ substituted phenylalkyl, C₁ to C₁₂ heterocycloalkyl, C₁ to C₁₂ substituted heterocycloalkyl, heteroaryl, substituted
25 heteroaryl, heterocycle and substituted heterocycle.

4. The combinatorial library of claim 1, wherein:

R⁵ is selected from the group consisting of a hydrogen atom, C₁ to C₁₂ alkyl, C₁ to C₁₂ substituted alkyl, phenyl, substituted phenyl, C₇ to C₁₈ phenylalkyl, C₇ to C₁₈

substituted phenylalkyl, C₁ to C₁₂ heterocycloalkyl, C₁ to C₁₂ substituted heterocycloalkyl, heterocycle, substituted heterocycle, C₃ to C₇ cycloalkyl and C₃ to C₇ substituted cycloalkyl.

5 5. The combinatorial library of claim 1, wherein:

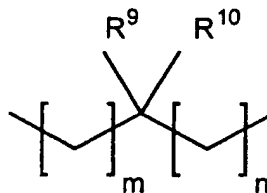
R⁶ is the formula:

-D-W-E-

wherein:

10 W is absent or selected from the group consisting of phenylene, substituted phenylene, C₃ to C₇ cycloalkylene and C₃ to C₇ substituted cycloalkylene; and

15 D, which is directly attached to the nitrogen depicted in the formula, and E, which can be absent, are, independently, selected from the group consisting of C₁ to C₁₂ alkylene, C₁ to C₁₂ substituted alkylene, -NH- and the formula:



wherein:

20 R⁹ and R¹⁰ are, independently, selected from the group consisting of a hydrogen atom, C₁ to C₁₂ alkyl, C₁ to C₁₂ substituted alkyl, C₃ to C₇ cycloalkyl, C₃ to C₇

substituted cycloalkyl, C₇ to C₁₈
phenylalkyl, C₇ to C₁₈ substituted
phenylalkyl, phenyl, substituted phenyl;
and m and n are independently 0, 1 or 2.

5 6. The combinatorial library of claim 1, wherein:

R⁷ and R⁸ are, independently, selected from a
functionalized resin and a hydrogen atom.

7. The combinatorial library of claim 1, wherein:

R¹, R², R³ and R⁴ are, independently, selected from the
10 group consisting of a hydrogen atom, halo, C₁ to C₁₂
alkyl, C₁ to C₁₂ substituted alkyl, carboxy, and the group
consisting of (i) the formula -C(O)NR¹¹R¹² and (ii) the
formula -C(O)R¹¹, wherein R¹¹ and R¹² are, independently,
selected from the group consisting of a hydrogen atom, C₁
15 to C₁₂ alkyl, C₁ to C₁₂ substituted alkyl, C₂ to C₁₂
alkenyl, C₂ to C₁₂ substituted alkenyl, C₇ to C₁₈
phenylalkyl, C₇ to C₁₈ substituted phenylalkyl, C₁ to C₁₂
heterocycloalkyl, C₁ to C₁₂ substituted heterocycloalkyl,
heteroaryl, substituted heteroaryl, heterocycle and
20 substituted heterocycle;

R⁵ is selected from the group consisting of a hydrogen
atom, C₁ to C₁₂ alkyl, C₁ to C₁₂ substituted alkyl, phenyl,
substituted phenyl, C₇ to C₁₈ phenylalkyl, C₇ to C₁₈
substituted phenylalkyl, C₁ to C₁₂ heterocycloalkyl, C₁ to
25 C₁₂ substituted heterocycloalkyl, heterocycle, substituted
heterocycle, C₃ to C₇ cycloalkyl and C₃ to C₇ substituted
cycloalkyl;

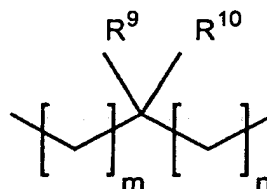
R⁶ is the formula:

-D-W-E-

wherein:

5 W is absent or selected from the group consisting of phenylene, substituted phenylene, C₃ to C₇ cycloalkylene and C₃ to C₇ substituted cycloalkylene; and

10 D, which is directly attached to the nitrogen depicted in the formula, and E, which can be absent, are, independently, selected from the group consisting of C₁ to C₁₂ alkylene, C₁ to C₁₂ substituted alkylene, -NH- and the formula:



wherein:

15 R⁹ and R¹⁰ are, independently, selected from the group consisting of a hydrogen atom, C₁ to C₁₂ alkyl, C₁ to C₁₂ substituted alkyl, C₃ to C₇ cycloalkyl, C₃ to C₇ substituted cycloalkyl, C₇ to C₁₈ phenylalkyl, C₇ to C₁₈ substituted phenylalkyl, phenyl, substituted phenyl;
 20 and m and n are, independently, 0, 1 or 2; and

R⁷ and R⁸ are, independently, selected from a functionalized resin and a hydrogen atom.

8. The combinatorial library of claim 1, wherein R⁶ is methylene, R¹, R² and R⁴ are each a hydrogen atom and R³ is the formula -C(O)NR¹¹R¹².

9. The combinatorial library of claim 1, wherein R⁶ is methylene, R¹, R² and R⁴ are each a hydrogen atom and R³ is the formula -C(O)R¹¹, wherein R¹¹ is a heterocyclic ring or substituted heterocyclic ring, wherein said ring contains at least one nitrogen atom and wherein said nitrogen atom is attached to the carbonyl carbon.

10. The combinatorial library of claim 1, wherein R⁶ is not methylene.

11. The combinatorial library of claim 1, wherein:

15 R¹, R² and R⁴ are each a hydrogen atom and R³ is the formula -C(O)NR¹¹R¹², wherein R¹¹ is selected from the group consisting of a hydrogen atom, methyl, ethyl and benzyl and R¹² is selected from the group consisting of a hydrogen atom, benzyl, 4-methoxyphenyl, 4-phenoxyphenyl,
20 (1-ethyl-2-pyrrolidino)methyl, pyridin-2-ylmethyl, (2-(pyridin-2-yl)ethyl, methyl, 3,3,5-trimethylcyclohexyl, cyclohexyl, 3-(trifluoromethyl)benzyl, 6-indazolyl, 2-(ethoxycarbonyl)ethyl, ethoxycarbonylmethyl,
25 cyclooctyl, cyclopropyl, (N,N-diethylamino)ethyl, 3-(2-oxo-1-pyrrolidino)propyl, (1-ethyl-2-pyrrolidinyl)methyl, pyridin-4-ylmethyl, 3-(4-morpholino)propyl, 4-methylphenyl, butyl and 2-thiazolyl;

- R⁵ is selected from the group consisting of
3-phenoxyphenyl, 3-hydroxy-4-methoxyphenyl,
4-acetamidophenyl, 4-phenoxyphenyl, 4-bromo-2-thienyl,
4-pyridyl, 2-butyl, 4-chloro-3-nitrophenyl,
5 3-nitrophenyl, 2,3-dichlorophenyl, 2,5-difluorophenyl,
5-methyl-2-furyl, 4-chloro-3-fluorophenyl,
2-phenyl-4-imidazolyl, 5-nitro-2-furyl, 4-bromophenyl,
2-norbornen-5-yl, 6-nitropiperonyl,
2-chloro-5-nitrophenyl, 5-hydroxy-2-nitrophenyl,
10 3-hydroxyphenyl, 3,4-difluorophenyl,
4-dimethylaminophenyl, 2-thienyl, 4-cyanophenyl,
3-cyanophenyl, 4-nitrophenyl, 2-fluorophenyl,
4-carboxyphenyl, 2-bromophenyl,
2-chloro-3,4-dimethoxyphenyl, 3-thienyl, 4-quinolyl,
15 4-methyl-5-imidazolyl, 4-hydroxyphenyl,
2-ethyl-5-formyl-4-methylimidazolyl,
4-chloro-2-nitrophenyl, 3-pyridyl,
3,4-dimethyl-6-nitrophenyl, 5-chloro-2-nitrophenyl and
2-nitrophenyl;
- 20 R⁶ is selected from the group consisting of methylene,
ethylidene, ethylene, propylene, pentylene,
isopentylidene, 3-aminocarbonylbutylidene,
2-methylthiopropylidene, isobutylidene, phenylmethylene,
benzylmethylene, cyclohexylethylidene,
25 4-chlorobenzylmethylene,
indol-3-ylethylidene, 4-trifluoroacetamidopentylidene,
3-guanidobutylidene, -CH₂CH₂NH- and
1,4-(cyclohexylene)-NH-;
- and
- 30 R⁷ and R⁸ are each a hydrogen atom.

12. The combinatorial library of claim 1, wherein:

R¹, R² and R⁴ are each a hydrogen atom and R³ is the formula -C(O)R¹¹, wherein R¹¹ is selected from the group consisting of

5 1,3,3-trimethyl-6-aza-6-bicyclo(3,2,1)octyl,
4-(4-fluorophenyl)-1-piperazino, 4-acetyl-1-piperazino,
morpholino, 2-methyl-4-(3-methylphenyl)-1-piperazino,
4-ethoxycarbonylpiperidino and N-methylhomopiperazino;

R⁵ is selected from the group consisting of

10 3-phenoxyphenyl, 3-hydroxy-4-methoxyphenyl,
4-acetamidophenyl, 4-phenoxyphenyl, 4-bromo-2-thienyl,
4-pyridyl, 2-butyl, 4-chloro-3-nitrophenyl,
3-nitrophenyl, 2,3-dichlorophenyl, 2,5-difluorophenyl,
5-methyl-2-furyl, 4-chloro-3-fluorophenyl,
15 2-phenyl-4-imidazolyl, 5-nitro-2-furyl, 4-bromophenyl,
2-norbornen-5-yl, 6-nitropiperonyl,
2-chloro-5-nitrophenyl, 5-hydroxy-2-nitrophenyl,
3-hydroxyphenyl, 3,4-difluorophenyl,
4-dimethylaminophenyl, 2-thienyl, 4-cyanophenyl,
20 3-cyanophenyl, 4-nitrophenyl, 2-fluorophenyl,
4-carboxyphenyl, 2-bromophenyl,
2-chloro-3,4-dimethoxyphenyl, 3-thienyl, 4-quinolyl,
4-methyl-5-imidazolyl, 4-hydroxyphenyl,
2-ethyl-5-formyl-4-methylimidazolyl,
25 4-chloro-2-nitrophenyl, 3-pyridyl,
3,4-dimethyl-6-nitrophenyl, 5-chloro-2-nitrophenyl and
2-nitrophenyl;

R⁶ is selected from the group consisting of methylene,
ethylidene, ethylene, propylene, pentylene,
30 isopentylidene, 3-aminocarbonylbutylidene,
2-methylthiopropylidene, isobutylidene, phenylmethylene,

benzylmethylene, cyclohexylethylidene,
4-chlorobenzylmethylene,
indol-3-ylethylidene, 4-trifluoroacetamidopentylidene,
3-guanidobutylidene, $-\text{CH}_2\text{CH}_2\text{NH}-$ and
5 1,4-(cyclohexylene)- $\text{NH}-$; and

R^7 and R^8 are each a hydrogen atom.

13. The combinatorial library of claim 1, wherein:

R^1 , R^2 and R^4 are each a hydrogen atom and R^3 is the
formula $-\text{C}(\text{O})\text{NR}^{11}\text{R}^{12}$, wherein R^{11} is selected from the group
10 consisting of a hydrogen atom, methyl, ethyl and benzyl
and R^{12} is selected from the group consisting of a
hydrogen atom, 2-(2-methoxyphenyl)ethyl,
(1-ethyl-2-pyrrolidino)methyl,
pyridin-2-ylmethyl, 2-methyl-5-chlorophenyl,
15 2-(pyridin-2-yl)ethyl, 1-ethyl-2-pyrrolidinylmethyl,
3,3,5-trimethylcyclohexyl, 3,4-methylenedioxyphenyl,
3-(trifluoromethyl)benzyl, pyridin-4-ylmethyl,
6-indazolyl, 2-(ethoxycarbonyl)ethyl, cyclooctyl,
cyclopropyl, benzyl, N,N-(diethylamino)ethyl,
20 3-(2-oxo-1-pyrrolidine)propyl, 3-(4-morpholino)propyl,
(ethoxycarbonyl)methyl and cyclohexyl;

R^5 is selected from the group consisting of phenoxyphenyl,
4-hydroxy-3-methoxyphenyl, 3,4,5-trimethoxyphenyl,
3-hydroxy-4-methoxyphenyl, 4-acetamidophenyl,
25 4-phenoxyphenyl, 4-methoxyl-1-naphthyl,
4-bromo-2-thienyl, 4-pyridyl, isopropyl,
2-methylthioethyl, 4-chloro-3-nitrophenyl, 3-nitrophenyl,
4-t-butylphenyl, 2,3-dichlorophenyl,
3,5-bis(trifluoromethyl)phenyl, 2,5-difluorophenyl,

2-quinolyl, 2-chloro-3,4-dimethoxyphenyl,
5-methyl-2-furyl, 4-chloro-3-fluorophenyl,
2-phenyl-4-imidazolyl, 2-(ethoxycarbonyl)cyclopropyl,
5-nitro-2-furyl, 4-bromophenyl, cyclopropyl,
5 2-norbornen-5-yl, 6-nitropiperonyl,
2-chloro-5-nitrophenyl, 5-hydroxy-2-nitrophenyl,
3-hydroxyphenyl, 3,4-difluorophenyl,
4-dimethylaminophenyl, 4-methylthiophenyl,
4-(trifluoromethyl)phenyl, 2-thienyl,
10 2,3-dimethoxyphenyl, 3-ethoxy-4-hydroxyphenyl,
4-cyanophenyl, 3-cyanophenyl, 2-furyl, 4-nitrophenyl,
1-naphthyl, 2-methoxyphenyl, 4-isopropylphenyl, piperonyl,
2-fluorophenyl, 4-ethoxyphenyl and 2,4-dihydroxyphenyl;

R⁶ is selected from the group consisting of methylene,
15 ethylidene, ethylene, propylene, pentylene,
isopentylidene, 3-aminocarbonylbutylidene,
2-methylthiopropylidene, isobutylidene, phenylmethylene,
benzylmethylene, cyclohexylethylidene,
4-chlorobenzylmethylene,
20 indol-3-ylethylidene, 4-trifluoroacetamidopentylidene,
3-guanidobutylidene, hydroxyethylidene,
2-aminocarbonylpropylidene, isopentylidene,
mercaptoethylidene, 4-hydroxybenzylmethylene,
1,3-phenylene, 1,4-phenylene, 1,4-(phenylene)-NH-,
25 3,6-dioxaoctylene-NH-, -CH₂CH₂NH- and
1,4-(cyclohexylene)-NH-;

and

R⁷ and R⁸ are each a hydrogen atom.

14. The combinatorial library of claim 1, wherein:

R^1 , R^2 and R^4 are each a hydrogen atom and R^3 is the formula $-C(O)R^{11}$, wherein R^{11} is selected from the group consisting of

- 5 1,3,3-trimethyl-6-aza-6-bicyclo(3,2,1)octyl,
4-(4-fluorophenyl)-1-piperazino, 4-acetyl-1-piperazino,
piperazino, 2-methyl-4-(3-methylphenyl)-1-piperazino,
4-(ethoxycarbonyl)piperidino, N-methylhomopiperazino and
N,N'-diisopropylimidamino;
- 10 R^5 is selected from the group consisting of phenoxyphenyl,
4-hydroxy-3-methoxyphenyl, 3,4,5-trimethoxyphenyl,
3-hydroxy-4-methoxyphenyl, 4-acetamidophenyl,
4-phenoxyphenyl, 4-methoxyl-1-naphthyl,
4-bromo-2-thienyl, 4-pyridyl, isopropyl,
15 2-methylthioethyl, 4-chloro-3-nitrophenyl, 3-nitrophenyl,
4-t-butylphenyl, 2,3-dichlorophenyl,
3,5-bis(trifluoromethyl)phenyl, 2,5-difluorophenyl,
2-quinolyl, 2-chloro-3,4-dimethoxyphenyl,
5-methyl-2-furyl, 4-chloro-3-fluorophenyl,
20 2-phenyl-4-imidazolyl, 2-(ethoxycarbonyl)cyclopropyl,
5-nitro-2-furyl, 4-bromophenyl, cyclopropyl,
2-norbornen-5-yl, 6-nitropiperonyl,
2-chloro-5-nitrophenyl, 5-hydroxy-2-nitrophenyl,
3-hydroxyphenyl, 3,4-difluorophenyl,
25 4-dimethylaminophenyl, 4-methylthiophenyl,
4-(trifluoromethyl)phenyl, 2-thienyl,
2,3-dimethoxyphenyl, 3-ethoxy-4-hydroxyphenyl,
4-cyanophenyl, 3-cyanophenyl, 2-furyl, 4-nitrophenyl,
1-naphthyl, 2-methoxyphenyl, 4-isopropylphenyl, piperonyl,
30 2-fluorophenyl, 4-ethoxyphenyl and 2,4-dihydroxyphenyl;

R⁶ is selected from the group consisting of methylene, ethylidene, ethylene, propylene, pentylene, isopentylidene, 3-aminocarbonylbutylidene, 2-methylthiopropylidene, isobutylidene, phenylmethylene, 5 benzylmethylene, cyclohexylethylidene, 4-chlorobenzylmethylene, indol-3-ylethylidene, 4-trifluoroacetamidopentylidene, 3-guanidobutylidene, hydroxyethylidene, 2-aminocarbonylpropylidene, isopentylidene, 10 mercaptoethylidene, 4-hydroxybenzylmethylene, 1,3-phenylene, 1,4-phenylene, 1,4-(phenylene)-NH-, 3,6-dioxaoctylene-NH-, -CH₂CH₂NH- and 1,4-(cyclohexylene)-NH-;

and

15 R⁷ and R⁸ are each a hydrogen atom.

15. The combinatorial library of claim 1, wherein

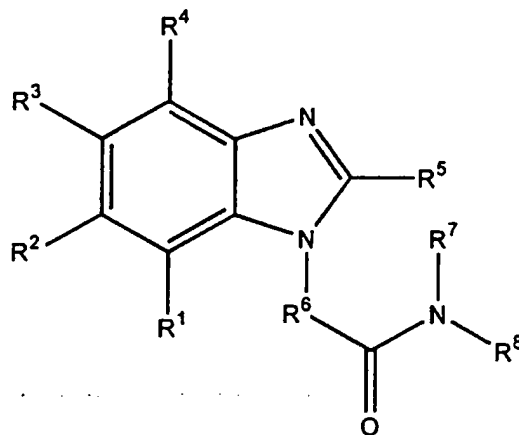
R¹, R², R⁴, R⁷ and R⁸ are each a hydrogen atom;

R³ is the formula -C(O)NR¹¹R¹², wherein R¹¹ is a hydrogen atom and R¹² is selected from the group consisting of 20 pyridin-2-ylmethyl and 3,3,5-trimethylcyclohexyl;

R⁵ is selected from the group consisting of 4-N,N-dimethylaminophenyl, 5-chloro-2-nitrophenyl, 4-bromo-2-thienyl, 2-butyl, 5-nitro-2-furyl, 4-bromophenyl, 2-thienyl, 3-thienyl, 3-cyanophenyl, 25 4-cyanophenyl, 4-quinolyl and 4-hydroxyphenyl; and

R⁶ is methylene.

16. A single compound of the formula:



wherein:

R¹, R², R³ and R⁴ are, independently, selected from the
5 group consisting of a hydrogen atom, halo, hydroxy,
protected hydroxy, cyano, C₁ to C₁₂ alkyl, C₂ to C₁₂
alkenyl, C₂ to C₁₂ alkynyl, C₁ to C₁₂ substituted alkyl, C₂
to C₁₂ substituted alkenyl, C₂ to C₁₂ substituted alkynyl,
C₁ to C₁₂ alkoxy, C₁ to C₁₂ substituted alkoxy, C₁ to C₁₂
10 acyloxy, C₁ to C₁₂ acyl, C₃ to C₇ cycloalkyl, C₃ to C₇
substituted cycloalkyl, C₅ to C₇ cycloalkenyl, C₅ to C₇
substituted cycloalkenyl, heterocyclic ring, substituted
heterocyclic ring, C₇ to C₁₈ phenylalkyl, C₇ to C₁₈
substituted phenylalkyl, C₁ to C₁₂ heterocycloalkyl, C₁ to
15 C₁₂ substituted heterocycloalkyl, phenyl, substituted
phenyl, naphthyl, substituted naphthyl, cyclic C₂ to C₇,
alkylene, substituted cyclic C₂ to C₇ alkylene, cyclic C₂

to C₇ heteroalkylene, substituted cyclic C₂ to C₇,
heteroalkylene, carboxy, protected carboxy,
hydroxymethyl, protected hydroxymethyl, protected amino,
(monosubstituted)amino, protected (monosubstituted)amino,
5 (disubstituted)amino, C₁ to C₁₀ alkylamino, C₁ to C₁₀
substituted alkylamino, carboxamide, protected
carboxamide, C₁ to C₁₀ alkylthio, C₁ to C₁₀ substituted
alkylthio, C₁ to C₁₀ alkylsulfonyl, C₁ to C₁₀ substituted
alkylsulfonyl, C₁ to C₁₀ alkylsulfoxide, C₁ to C₁₀
10 substituted alkylsulfoxide, phenylthio, substituted
phenylthio, phenylsulfoxide, substituted phenylsulfoxide,
phenylsulfonyl, substituted phenylsulfonyl and the group
consisting of (i) the formula -C(O)NR¹¹R¹², (ii) the
formula -C(O)R¹¹, (iii) the formula -NR¹¹R¹², (iv) the
15 formula -SR¹¹, (v) the formula -OR¹¹ and (vi) the formula
-C(O)OR¹¹, wherein R¹¹ and R¹² are, independently, selected
from the group consisting of a hydrogen atom, C₁ to C₁₂
alkyl, C₁ to C₁₂ substituted alkyl, C₂ to C₁₂ alkenyl, C₂ to
C₁₂ substituted alkenyl, phenyl, substituted phenyl,
20 naphthyl, substituted naphthyl, C₇ to C₁₈ phenylalkyl, C₇
to C₁₈ substituted phenylalkyl, C₁ to C₁₂ heterocycloalkyl,
C₁ to C₁₂ substituted heterocycloalkyl, heteroaryl,
substituted heteroaryl, heterocycle, substituted
heterocycle, phenylsulfonyl, substituted phenylsulfonyl,
25 C₁ to C₁₀ alkylsulfonyl, C₁ to C₁₀ substituted
alkylsulfonyl, C₁ to C₁₂ alkylaminocarbonyl, C₁ to C₁₂
substituted alkylaminocarbonyl, phenylaminocarbonyl and
substituted phenylaminocarbonyl;

R⁵ is selected from the group consisting of a hydrogen
30 atom, C₁ to C₁₂ alkyl, C₁ to C₁₂ substituted alkyl, phenyl,
substituted phenyl, C₇ to C₁₈ phenylalkyl, C₇ to C₁₈
substituted phenylalkyl, C₁ to C₁₂ heterocycloalkyl, C₁ to
C₁₂ substituted heterocycloalkyl, carboxy, protected

carboxy, cyano, protected (monosubstituted)amino,
(disubstituted)amino, C₁ to C₁₂ acyl, C₁ to C₁₂ substituted
acyl, C₁ to C₁₂ alkoxy carbonyl, C₁ to C₁₂ substituted
alkoxy carbonyl, heterocycle, substituted heterocycle,
5 naphthyl, substituted naphthyl, C₃ to C₇ cycloalkyl, C₃ to
C₇ substituted cycloalkyl, C₅ to C₇ cycloalkenyl and C₅ to
C₇ substituted cycloalkenyl;

R⁶ is the formula:

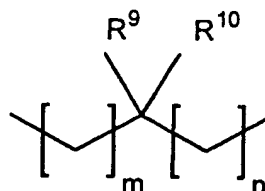
-D-W-E-

10 wherein:

W is absent or selected from the group
consisting of phenylene, substituted phenylene,
C₃ to C₇ cycloalkylene, C₃ to C₇ substituted
cycloalkylene, C₅ to C₇ cycloalkenylene, C₅ to C₇
15 substituted cycloalkenylene, arylene,
substituted arylene, heterocyclene, substituted
heterocyclene, heteroarylene and substituted
heteroarylene;

and D, which is directly attached to the
20 nitrogen depicted in the formula, and E, which
can be absent, are independently selected from
the group consisting of C₁ to C₁₂ alkylene, C₂ to
C₁₂ alkenylene, C₂ to C₁₂ alkynylene, C₁ to C₁₂
substituted alkylene, C₂ to C₁₂ substituted
25 alkenylene, C₂ to C₁₂ substituted alkynylene, C₃
to C₇ cycloalkylene, C₃ to C₇ substituted
cycloalkylene, C₅ to C₇ cycloalkenylene, C₅ to C₇
substituted cycloalkenylene, C₇ to C₁₈
phenylalkylene, C₇ to C₁₈ substituted

phenylalkylene, C₁ to C₁₂ heterocycloalkylene
and C₁ to C₁₂ substituted heterocycloalkylene,
-NH- and the formula:



5 wherein R⁹ and R¹⁰ are, independently, selected
from the group consisting of a hydrogen atom, C₁
to C₁₂ alkyl, C₂ to C₁₂ alkenyl, C₂ to C₁₂
alkynyl, C₁ to C₁₂ substituted alkyl, C₂ to C₁₂-
10 substituted alkenyl, C₂ to C₁₂ substituted
alkynyl, C₁ to C₁₂ acyl, C₁ to C₁₂ substituted
acyl, C₃ to C₇ cycloalkyl, C₃ to C₇ substituted
cycloalkyl, C₅ to C₇ cycloalkenyl, C₅ to C₇
substituted cycloalkenyl, a heterocyclic ring,
substituted heterocyclic ring, heteroaryl,
15 substituted heteroaryl, C₇ to C₁₈ phenylalkyl, C₇
to C₁₈ substituted phenylalkyl, C₁ to C₁₂
heterocycloalkyl, C₁ to C₁₂ substituted
heterocycloalkyl, C₇ to C₁₈ phenylalkoxy, C₇ to
C₁₈ substituted phenylalkoxy, phenyl,
20 substituted phenyl, naphthyl, substituted
naphthyl, cyclic C₂ to C₇ alkylene, substituted
cyclic C₂ to C₇ alkylene, cyclic C₂ to C₇
heteroalkylene, substituted cyclic C₂ to C₇
heteroalkylene, carboxy, protected carboxy,
25 hydroxymethyl and protected hydroxymethyl; and
m and n are, independently, 0, 1, 2, 3 or 4;
and

R⁷ and R⁸ are, independently, selected from the group consisting of a functionalized resin, a hydrogen atom, C₁ to C₁₂ alkyl, C₁ to C₁₂ substituted alkyl, phenyl, substituted phenyl, heterocycle, substituted heterocycle, 5 C₃ to C₇ cycloalkyl, C₃ to C₇ substituted cycloalkyl, C₅ to C₇ cycloalkenyl, C₅ to C₇ substituted cycloalkenyl, C₂ to C₁₂ alkenyl, C₂ to C₁₂ substituted alkenyl, C₇ to C₁₈ phenylalkyl, C₇ to C₁₈ substituted phenylalkyl, C₁ to C₁₂ heterocycloalkyl and C₁ to C₁₂ substituted 10 heterocycloalkyl, C₁ to C₁₂ acyl, C₁ to C₁₂ substituted acyl, phenylsulfonyl, substituted phenylsulfonyl, C₁ to C₁₀ alkylsulfonyl, C₁ to C₁₀ substituted alkylsulfonyl, C₁ to C₁₂ alkylaminocarbonyl, C₁ to C₁₂ substituted alkylaminocarbonyl, phenylaminocarbonyl, substituted 15 phenylaminocarbonyl, C₁ to C₁₂ alkylaminothiocarbonyl, C₁ to C₁₂ substituted alkylaminothiocarbonyl, phenylaminothiocarbonyl and substituted phenylaminothiocarbonyl;

provided that, where R⁶ is methylene, at least one of R¹ 20 to R⁴ must be the formula -C(O)NR¹¹R¹²; or

provided that, where R⁶ is methylene, at least one of R¹ to R⁴ must be the formula -C(O)R¹¹, wherein R¹¹ is a heterocyclic ring or substituted heterocyclic ring, wherein said ring contains at least one nitrogen atom and 25 wherein said nitrogen atom is attached to the carbonyl carbon; or

a pharmaceutically acceptable salt of a compound thereof.

17. The single compound of claim 16, wherein:

R¹, R², R³ and R⁴ are, independently, selected from the group consisting of a hydrogen atom, halo, C₁ to C₁₂ alkyl, C₁ to C₁₂ substituted alkyl, carboxy, and the group consisting of (i) the formula -C(O)NR¹¹R¹² and (ii) the
5 formula -C(O)R¹¹, wherein R¹¹ and R¹² are, independently, selected from the group consisting of a hydrogen atom, C₁ to C₁₂ alkyl, C₁ to C₁₂ substituted alkyl, C₂ to C₁₂ alkenyl, C₂ to C₁₂ substituted alkenyl, C₇ to C₁₈ phenylalkyl, C₇ to C₁₈ substituted phenylalkyl, C₁ to C₁₂
10 heterocycloalkyl, C₁ to C₁₂ substituted heterocycloalkyl, heteroaryl, substituted heteroaryl, heterocycle and substituted heterocycle.

18. The single compound of claim 16, wherein:

R¹, R², and R⁴ are each a hydrogen atom and R³ is selected
15 from the group consisting of halo, C₁ to C₁₂ alkyl, C₁ to C₁₂ substituted alkyl, carboxy, and the group consisting of (i) the formula -C(O)NR¹¹R¹² and (ii) the formula -C(O)R¹¹, wherein R¹¹ and R¹² are, independently, selected from the group consisting of a hydrogen atom, C₁ to C₁₂
20 alkyl, C₁ to C₁₂ substituted alkyl, C₂ to C₁₂ alkenyl, C₂ to C₁₂ substituted alkenyl, C₇ to C₁₈ phenylalkyl, C₇ to C₁₈ substituted phenylalkyl, C₁ to C₁₂ heterocycloalkyl, C₁ to C₁₂ substituted heterocycloalkyl, heteroaryl, substituted heteroaryl, heterocycle and substituted heterocycle.

25 19. The single compound of claim 16, wherein:

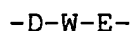
R⁵ is selected from the group consisting of a hydrogen atom, C₁ to C₁₂ alkyl, C₁ to C₁₂ substituted alkyl, phenyl, substituted phenyl, C₇ to C₁₈ phenylalkyl, C₇ to C₁₈ substituted phenylalkyl, C₁ to C₁₂ heterocycloalkyl, C₁ to
30 C₁₂ substituted heterocycloalkyl, heterocycle, substituted

heterocycle, C₃ to C₇ cycloalkyl and C₃ to C₇ substituted cycloalkyl.

20. The single compound of claim 16, wherein:

R⁶ is the formula:

5



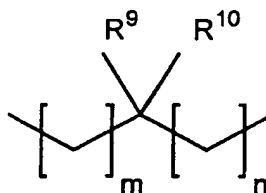
wherein:

W is absent or selected from the group consisting of phenylene, substituted phenylene, C₃ to C₇ cycloalkylene and C₃ to C₇ substituted cycloalkylene; and

10

D, which is directly attached to the nitrogen depicted in the formula, and E, which can be absent, are, independently, selected from the group consisting of C₁ to C₁₂ alkylene, C₁ to C₁₂ substituted alkylene, -NH- and the formula:

15



wherein:

R⁹ and R¹⁰ are, independently, selected from the group consisting of a hydrogen atom, C₁ to C₁₂ alkyl, C₁ to C₁₂ substituted alkyl, C₃ to C₇ cycloalkyl, C₃ to C₇ substituted cycloalkyl, C₇ to C₁₈

20

phenylalkyl, C₇ to C₁₈ substituted
phenylalkyl, phenyl, substituted phenyl;
and m and n are, independently, 0, 1 or 2.

21. The single compound of claim 16, wherein:

5 R⁷ and R⁸ are each a hydrogen atom.

22. The single compound of claim 16, wherein:

R¹, R², R³ and R⁴ are, independently, selected from the
group consisting of a hydrogen atom, halo, C₁ to C₁₂
alkyl, C₁ to C₁₂ substituted alkyl, carboxy, and the group
10 consisting of (i) the formula -C(O)NR¹¹R¹² and (ii) the
formula -C(O)R¹¹, wherein R¹¹ and R¹² are, independently,
selected from the group consisting of a hydrogen atom, C₁
to C₁₂ alkyl, C₁ to C₁₂ substituted alkyl, C₂ to C₁₂
alkenyl, C₂ to C₁₂ substituted alkenyl, C₇ to C₁₈
15 phenylalkyl, C₇ to C₁₈ substituted phenylalkyl, C₁ to C₁₂
heterocycloalkyl, C₁ to C₁₂ substituted heterocycloalkyl,
heteroaryl, substituted heteroaryl, heterocycle and
substituted heterocycle;

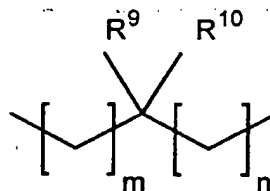
R⁵ is selected from the group consisting of a hydrogen
20 atom, C₁ to C₁₂ alkyl, C₁ to C₁₂ substituted alkyl, phenyl,
substituted phenyl, C₇ to C₁₈ phenylalkyl, C₇ to C₁₈
substituted phenylalkyl, C₁ to C₁₂ heterocycloalkyl, C₁ to
C₁₂ substituted heterocycloalkyl, heterocycle, substituted
heterocycle, C₃ to C₇ cycloalkyl and C₃ to C₇ substituted
25 cycloalkyl;

R⁶ is the formula:

wherein:

W is absent or selected from the group consisting of phenylene, substituted phenylene, C₃ to C₇ cycloalkylene and C₃ to C₇ substituted cycloalkylene; and

D, which is directly attached to the nitrogen depicted in the formula, and E, which can be absent, are, independently, selected from the group consisting of C₁ to C₁₂ alkylene, C₁ to C₁₂ substituted alkylene, -NH- and the formula:



wherein:

R⁹ and R¹⁰ are, independently, selected from the group consisting of a hydrogen atom, C₁ to C₁₂ alkyl, C₁ to C₁₂ substituted alkyl, C₃ to C₇ cycloalkyl, C₃ to C₇ substituted cycloalkyl, C₇ to C₁₈ phenylalkyl, C₇ to C₁₈ substituted phenylalkyl, phenyl, substituted phenyl; and m and n are independently 0, 1 or 2; and

R⁷ and R⁸ are each a hydrogen atom.

23. The single compound of claim 16, wherein R⁶ is methylene, R¹, R² and R⁴ are each a hydrogen atom and R³ is the formula -C(O)NR¹¹R¹².
24. The single compound of claim 16, wherein R⁶ is methylene, R¹, R² and R⁴ are each a hydrogen atom and R³ is the formula -C(O)R¹¹, wherein R¹¹ is a heterocyclic ring or substituted heterocyclic ring, wherein said ring contains at least one nitrogen atom and wherein said nitrogen atom is attached to the carbonyl carbon.
25. The single compound of claim 16, wherein R⁶ is not methylene.
26. The single compound of claim 16, wherein:
- R¹, R² and R⁴ are each a hydrogen atom and R³ is the formula -C(O)NR¹¹R¹², wherein R¹¹ is selected from the group consisting of a hydrogen atom, methyl, ethyl and benzyl and R¹² is selected from the group consisting of a hydrogen atom, benzyl, 4-methoxyphenyl, 4-phenoxyphenyl, (1-ethyl-2-pyrrolidino)methyl, pyridin-2-ylmethyl, 2-(pyridin-2-yl)ethyl, methyl, 3,3,5-trimethylcyclohexyl, cyclohexyl, 3-(trifluoromethyl)benzyl, 6-indazolyl, 2-(ethoxycarbonyl)ethyl, ethoxycarbonylmethyl, cyclooctyl, cyclopropyl, (N,N-diethylamino)ethyl, 3-(2-oxo-1-pyrrolidino)propyl, (1-ethyl-2-pyrrolidinyl)methyl, pyridin-4-ylmethyl, 3-(4-morpholino)propyl, 4-methylphenyl, butyl and 2-thiazolyl;
- R⁵ is selected from the group consisting of 3-phenoxyphenyl, 3-hydroxy-4-methoxyphenyl,

- 4-acetamidophenyl, 4-phenoxyphenyl, 4-bromo-2-thienyl,
4-pyridyl, 2-butyl, 4-chloro-3-nitrophenyl,
3-nitrophenyl, 2,3-dichlorophenyl, 2,5-difluorophenyl,
5-methyl-2-furyl, 4-chloro-3-fluorophenyl,
5 2-phenyl-4-imidazolyl, 5-nitro-2-furyl, 4-bromophenyl,
2-norbornen-5-yl, 6-nitropiperonyl,
2-chloro-5-nitrophenyl, 5-hydroxy-2-nitrophenyl,
3-hydroxyphenyl, 3,4-difluorophenyl,
4-dimethylaminophenyl, 2-thienyl, 4-cyanophenyl,
10 3-cyanophenyl, 4-nitrophenyl, 2-fluorophenyl,
4-carboxyphenyl, 2-bromophenyl,
2-chloro-3,4-dimethoxyphenyl, 3-thienyl, 4-quinolyl,
4-methyl-5-imidazolyl, 4-hydroxyphenyl,
2-ethyl-5-formyl-4-methylimidazolyl,
15 4-chloro-2-nitrophenyl, 3-pyridyl,
3,4-dimethyl-6-nitrophenyl, 5-chloro-2-nitrophenyl and
2-nitrophenyl;

- R⁶ is selected from the group consisting of
methylmethylene, ethylene, propylene, pentylene,
20 isobutylmethylene, 3-aminocarbonylpropylmethylene,
2-methylthioethylmethylene, isopropylmethylene,
phenylmethylene, benzylmethylene,
cyclohexylmethylmethylene, 4-chlorobenzylmethylene,
indol-3-ylmethylmethylene,
25 4-trifluoroacetamidobutylmethylene,
3-guanidopropylmethylene, -CH₂CH₂NH- and
1-cyclohexylene-4-NH-; and

R⁷ and R⁸ are each a hydrogen atom.

27. The single compound of claim 10, wherein:

R¹, R² and R⁴ are each a hydrogen atom and R³ is the formula -C(O)R¹¹, wherein R¹¹ is selected from the group consisting of

5 1,3,3-trimethyl-6-aza-6-bicyclo(3,2,1)octyl,
4-(4-fluorophenyl)-1-piperazino, 4-acetyl-1-piperazino,
morpholino, 2-methyl-4-(3-methylphenyl)-1-piperazino,
4-ethoxycarbonylpiperidino and N-methylhomopiperazino;

R⁵ is selected from the group consisting of

10 3-phenoxyphenyl, 3-hydroxy-4-methoxyphenyl,
4-acetamidophenyl, 4-phenoxyphenyl, 4-bromo-2-thienyl,
4-pyridyl, 2-butyl, 4-chloro-3-nitrophenyl,
3-nitrophenyl, 2,3-dichlorophenyl, 2,5-difluorophenyl,
5-methyl-2-furyl, 4-chloro-3-fluorophenyl,
15 2-phenyl-4-imidazolyl, 5-nitro-2-furyl, 4-bromophenyl,
2-norbornen-5-yl, 6-nitropiperonyl,
2-chloro-5-nitrophenyl, 5-hydroxy-2-nitrophenyl,
3-hydroxyphenyl, 3,4-difluorophenyl,
4-dimethylaminophenyl, 2-thienyl, 4-cyanophenyl,
20 3-cyanophenyl, 4-nitrophenyl, 2-fluorophenyl,
4-carboxyphenyl, 2-bromophenyl,
2-chloro-3,4-dimethoxyphenyl, 3-thienyl, 4-quinolyl,
4-methyl-5-imidazolyl, 4-hydroxyphenyl,
2-ethyl-5-formyl-4-methylimidazolyl,
25 4-chloro-2-nitrophenyl, 3-pyridyl,
3,4-dimethyl-6-nitrophenyl, 5-chloro-2-nitrophenyl and
2-nitrophenyl;

R⁶ is selected from the group consisting of

30 isobutylmethylene, ethylene, propylene, pentylene,
3-aminocarbonylpropylmethylene,
2-methylthioethylmethylene, isopropylmethylene,

phenylmethylene, benzylmethylene,
cyclohexylmethylmethylene, 4-chlorobenzylmethylene,
indol-3-ylmethylmethylene,
4-trifluoroacetamidobutylmethylene,
5 3-guanidopropylmethylene, $-\text{CH}_2\text{CH}_2\text{NH}-$ and
1-cyclohexylene-4-NH-; and

R^7 and R^8 are each a hydrogen atom.

28. The single compound of claim 16, wherein:

R^1 , R^2 and R^4 are each a hydrogen atom and R^3 is the
10 formula $-\text{C}(\text{O})\text{NR}^{11}\text{R}^{12}$, wherein R^{11} is selected from the group
consisting of a hydrogen atom, methyl, ethyl and benzyl
and R^{12} is selected from the group consisting of a
hydrogen atom, 2-(2-methoxyphenyl)ethyl,
(1-ethyl-2-pyrrolidino)methyl,
15 pyridin-2-ylmethyl, 2-methyl-5-chlorophenyl,
(2-(pyridin-2-yl)ethyl), 1-ethyl-2-pyrrolidinylmethyl,
3,3,5-trimethylcyclohexyl, 3,4-methylenedioxyphenyl,
3-(trifluoromethyl)benzyl, pyridin-4-ylmethyl,
6-indazolyl, 2-(ethoxycarbonyl)ethyl, cyclooctyl,
20 cyclopropyl, benzyl, N,N-(diethylamino)ethyl,
3-(2-oxo-1-pyrrolidine)propyl, 3-(4-morpholino)propyl,
(ethoxycarbonyl)methyl and cyclohexyl;

R^5 is selected from the group consisting of phenoxyphenyl,
4-hydroxy-3-methoxyphenyl, 3,4,5-trimethoxyphenyl,
25 3-hydroxy-4-methoxyphenyl, 4-acetamidophenyl,
4-phenoxyphenyl, 4-methoxyl-1-naphthyl,
4-bromo-2-thienyl, 4-pyridyl, isopropyl,
2-methylthioethyl, 4-chloro-3-nitrophenyl, 3-nitrophenyl,
4-t-butylphenyl, 2,3-dichlorophenyl,
30 3,5-bis(trifluoromethyl)phenyl, 2,5-difluorophenyl,

- 2-quinolyl, 2-chloro-3,4-dimethoxyphenyl,
5-methyl-2-furyl, 4-chloro-3-fluorophenyl,
2-phenyl-4-imidazolyl, 2-(ethoxycarbonyl)cyclopropyl,
5-nitro-2-furyl, 4-bromophenyl, cyclopropyl,
5 2-norbornen-5-yl, 6-nitropiperonyl,
2-chloro-5-nitrophenyl, 5-hydroxy-2-nitrophenyl,
3-hydroxyphenyl, 3,4-difluorophenyl,
4-dimethylaminophenyl, 4-methylthiophenyl,
4-(trifluoromethyl)phenyl, 2-thienyl,
10 2,3-dimethoxyphenyl, 3-ethoxy-4-hydroxyphenyl,
4-cyanophenyl, 3-cyanophenyl, 2-furyl, 4-nitrophenyl,
1-naphthyl, 2-methoxyphenyl, 4-isopropylphenyl, piperonyl,
2-fluorophenyl, 4-ethoxyphenyl and 2,4-dihydroxyphenyl;

- R⁶ is selected from the group consisting of methylene,
15 ethylidene, ethylene, propylene, pentylene,
isopentylidene, 3-aminocarbonylbutylidene,
2-methylthiopropylidene, isobutylidene, phenylmethylene,
benzylmethylene, cyclohexylethylidene,
4-chlorobenzylmethylene,
20 indol-3-ylethylidene, 4-trifluoroacetamidopentylidene,
3-guanidobutylidene, hydroxyethylidene,
2-aminocarbonylpropylidene, isopentylidene,
mercaptoethylidene, 4-hydroxybenzylmethylene,
1,3-phenylene, 1,4-phenylene, 1,4-(phenylene)-NH-,
25 3,6-dioxaoctylene-NH-, -CH₂CH₂NH- and
1,4-(cyclohexylene)-NH-;

and

R⁷ and R⁸ are each a hydrogen atom.

29. The single compound of claim 16, wherein:

R¹, R² and R⁴ are each a hydrogen atom and R³ is the formula -C(O)R¹¹, wherein R¹¹ is selected from the group consisting of

- 5 1,3,3-trimethyl-6-aza-6-bicyclo(3,2,1)octyl,
4-(4-fluorophenyl)-1-piperazino, 4-acetyl-1-piperazino,
piperazino, 2-methyl-4-(3-methylphenyl)-1-piperazino,
4-(ethoxycarbonyl)piperidino, N-methylhomopiperazino and
N,N'-diisopropylimidamino;
- 10 R⁵ is selected from the group consisting of phenoxyphenyl,
4-hydroxy-3-methoxyphenyl, 3,4,5-trimethoxyphenyl,
3-hydroxy-4-methoxyphenyl, 4-acetamidophenyl,
4-phenoxyphenyl, 4-methoxyl-1-naphthyl,
4-bromo-2-thienyl, 4-pyridyl, isopropyl,
- 15 2-methylthioethyl, 4-chloro-3-nitrophenyl, 3-nitrophenyl,
4-t-butylphenyl, 2,3-dichlorophenyl,
3,5-bis(trifluoromethyl)phenyl, 2,5-difluorophenyl,
2-quinolyl, 2-chloro-3,4-dimethoxylphenyl,
5-methyl-2-furyl, 4-chloro-3-fluorophenyl,
- 20 2-phenyl-4-imidazolyl, 2-(ethoxycarbonyl)cyclopropyl,
5-nitro-2-furyl, 4-bromophenyl, cyclopropyl,
2-norbornen-5-yl, 6-nitropiperonyl,
2-chloro-5-nitrophenyl, 5-hydroxy-2-nitrophenyl,
3-hydroxyphenyl, 3,4-difluorophenyl,
- 25 4-dimethylaminophenyl, 4-methylthiophenyl,
4-(trifluoromethyl)phenyl, 2-thienyl,
2,3-dimethoxyphenyl, 3-ethoxy-4-hydroxyphenyl,
4-cyanophenyl, 3-cyanophenyl, 2-furyl, 4-nitrophenyl,
1-naphthyl, 2-methoxyphenyl, 4-isopropylphenyl, piperonyl,
- 30 2-fluorophenyl, 4-ethoxyphenyl and 2,4-dihydroxyphenyl;

R⁶ is selected from the group consisting of methylene, ethylidene, ethylene, propylene, pentylene, isopentylidene, 3-aminocarbonylbutylidene, 2-methylthiopropylidene, isobutylidene, phenylmethylene, 5 benzylmethylene, cyclohexylethylidene, 4-chlorobenzylmethylene, indol-3-ylethylidene, 4-trifluoroacetamidopentylidene, 3-guanidobutylidene, hydroxyethylidene, 2-aminocarbonylpropylidene, isopentylidene, 10 mercaptoethylidene, 4-hydroxybenzylmethylene, 1,3-phenylene, 1,4-phenylene, 1,4-(phenylene)-NH-, 3,6-dioxaoctylene-NH-, -CH₂CH₂NH- and 1,4-(cyclohexylene)-NH-;

and

15 R⁷ and R⁸ are each a hydrogen atom.

30. The single compound of claim 16, wherein

R¹, R², R⁴, R⁷ and R⁸ are each a hydrogen atom;

R³ is the formula -C(O)NR¹¹R¹², wherein R¹¹ is a hydrogen atom and R¹² is selected from the group consisting of 20 pyridin-2-ylmethyl and 3,3,5-trimethylcyclohexyl;

R⁵ is selected from the group consisting of 4-N,N-dimethylaminophenyl, 5-chloro-2-nitrophenyl, 4-bromo-2-thienyl, 2-butyl, 5-nitro-2-furyl, 4-bromophenyl, 2-thienyl, 3-thienyl, 3-cyanophenyl, 25 4-cyanophenyl, 4-quinolyl and 4-hydroxyphenyl; and

R⁶ is methylene.

31. A method of preparing a benzimidazole derivative compound, comprising:

(a) coupling a first compound having a substituent of the formula $\text{-NH-C(O)-variable group-NH}_2$ with a benzene
5 compound that is substituted with a nitro group and a halo group in an ortho relationship on the benzene ring, the benzene compound optionally substituted with a variable group at one or more of the remaining 4
10 positions of the benzene ring, resulting in a benzene compound substituted with a nitro group and a monosubstituted amino group in an ortho relationship on the benzene ring;

(b) reducing the nitro group of the benzene compound resulting from step (a); and

15 (c) coupling the compound resulting from step (b) with an aldehyde compound, resulting in a benzimidazole derivative compound.

32. The method of claim 31, wherein said first compound is attached to solid support.

20 33. The method of claim 31, wherein said variable group on said benzene compound in step (a) is a carboxyl.

34. The method of claim 33, wherein said carboxyl group is coupled with a monosubstituted amine compound, a disubstituted amine compound, a cyclic imino compound or
25 an alcohol compound.

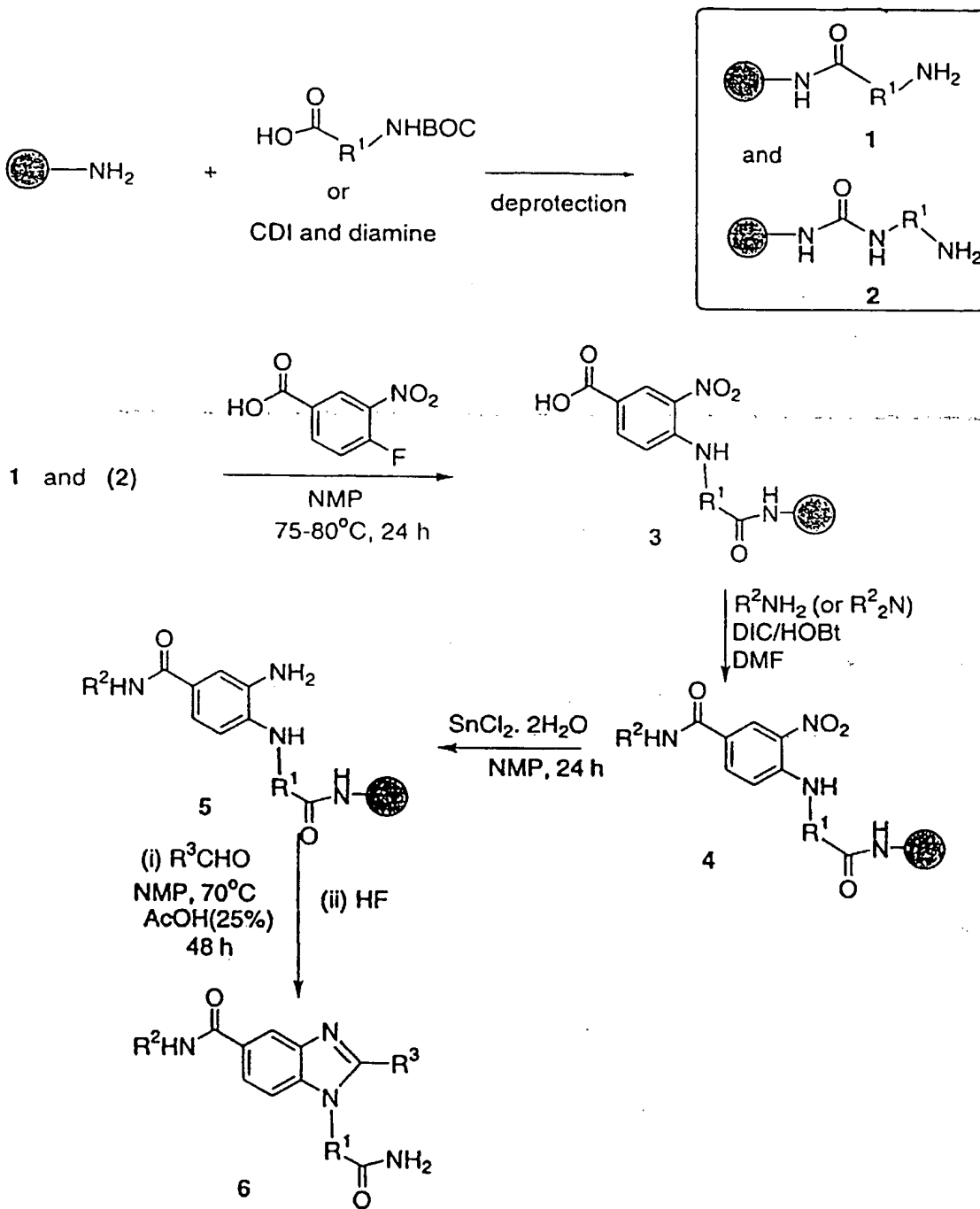


FIGURE 1

INTERNATIONAL SEARCH REPORT

International application No.

PCT/US00/20942

<p>A. CLASSIFICATION OF SUBJECT MATTER IPC(7) : C07H 19/04; C07D 235/04, 401/00, 403/08 US CL : 536/28.9; 546/273.4; 548/ 305.1, 306.1 According to International Patent Classification (IPC) or to both national classification and IPC</p>																				
<p>B. FIELDS SEARCHED Minimum documentation searched (classification system followed by classification symbols) U.S. : 536/28.9; 546/273.4; 548/ 305.1, 306.1</p> <p>Documentation searched other than minimum documentation to the extent that such documents are included in the fields searched</p> <p>Electronic data base consulted during the international search (name of data base and, where practicable, search terms used) STN Express: CAS ONLINE: CAPLUS, CAOLD, MARPAT, BEILSTEIN, USPATFULL, BIOSIS; USPTO: West, East</p>																				
<p>C. DOCUMENTS CONSIDERED TO BE RELEVANT</p> <table border="1"> <thead> <tr> <th>Category*</th> <th>Citation of document, with indication, where appropriate, of the relevant passages</th> <th>Relevant to claim No.</th> </tr> </thead> <tbody> <tr> <td>X</td> <td>WO 97/40072 A1 (BOEHRINGER INGELHEIM PHARMA KG) 12 AUGUST 1999, see entire document.</td> <td>1-30</td> </tr> <tr> <td>X</td> <td>WO 99/10219 A1 (FUJISAWA PHARMACEUTICAL CO., LTD.) 20 MARCH 1997, see entire document.</td> <td>1-30</td> </tr> </tbody> </table>			Category*	Citation of document, with indication, where appropriate, of the relevant passages	Relevant to claim No.	X	WO 97/40072 A1 (BOEHRINGER INGELHEIM PHARMA KG) 12 AUGUST 1999, see entire document.	1-30	X	WO 99/10219 A1 (FUJISAWA PHARMACEUTICAL CO., LTD.) 20 MARCH 1997, see entire document.	1-30									
Category*	Citation of document, with indication, where appropriate, of the relevant passages	Relevant to claim No.																		
X	WO 97/40072 A1 (BOEHRINGER INGELHEIM PHARMA KG) 12 AUGUST 1999, see entire document.	1-30																		
X	WO 99/10219 A1 (FUJISAWA PHARMACEUTICAL CO., LTD.) 20 MARCH 1997, see entire document.	1-30																		
<p><input type="checkbox"/> Further documents are listed in the continuation of Box C. <input type="checkbox"/> See patent family annex.</p>																				
<table border="0"> <tr> <td>* Special categories of cited documents:</td> <td>*T*</td> <td>later document published after the international filing date or priority date and not in conflict with the application but cited to understand the principle or theory underlying the invention</td> </tr> <tr> <td>*A* document defining the general state of the art which is not considered to be of particular relevance</td> <td>*X*</td> <td>document of particular relevance; the claimed invention cannot be considered novel or cannot be considered to involve an inventive step when the document is taken alone</td> </tr> <tr> <td>*E* earlier document published on or after the international filing date</td> <td>*Y*</td> <td>document of particular relevance; the claimed invention cannot be considered to involve an inventive step when the document is combined with one or more other such documents, such combination being obvious to a person skilled in the art</td> </tr> <tr> <td>*L* document which may throw doubts on priority claim(s) or which is cited to establish the publication date of another citation or other special reason (as specified)</td> <td>*Z*</td> <td>document member of the same patent family</td> </tr> <tr> <td>*O* document referring to an oral disclosure, use, exhibition or other means</td> <td></td> <td></td> </tr> <tr> <td>*P* document published prior to the international filing date but later than the priority date claimed</td> <td></td> <td></td> </tr> </table>			* Special categories of cited documents:	*T*	later document published after the international filing date or priority date and not in conflict with the application but cited to understand the principle or theory underlying the invention	*A* document defining the general state of the art which is not considered to be of particular relevance	*X*	document of particular relevance; the claimed invention cannot be considered novel or cannot be considered to involve an inventive step when the document is taken alone	*E* earlier document published on or after the international filing date	*Y*	document of particular relevance; the claimed invention cannot be considered to involve an inventive step when the document is combined with one or more other such documents, such combination being obvious to a person skilled in the art	*L* document which may throw doubts on priority claim(s) or which is cited to establish the publication date of another citation or other special reason (as specified)	*Z*	document member of the same patent family	*O* document referring to an oral disclosure, use, exhibition or other means			*P* document published prior to the international filing date but later than the priority date claimed		
* Special categories of cited documents:	*T*	later document published after the international filing date or priority date and not in conflict with the application but cited to understand the principle or theory underlying the invention																		
A document defining the general state of the art which is not considered to be of particular relevance	*X*	document of particular relevance; the claimed invention cannot be considered novel or cannot be considered to involve an inventive step when the document is taken alone																		
E earlier document published on or after the international filing date	*Y*	document of particular relevance; the claimed invention cannot be considered to involve an inventive step when the document is combined with one or more other such documents, such combination being obvious to a person skilled in the art																		
L document which may throw doubts on priority claim(s) or which is cited to establish the publication date of another citation or other special reason (as specified)	*Z*	document member of the same patent family																		
O document referring to an oral disclosure, use, exhibition or other means																				
P document published prior to the international filing date but later than the priority date claimed																				
<p>Date of the actual completion of the international search 29 OCTOBER 2000</p>		<p>Date of mailing of the international search report 30 JAN 2001</p>																		
<p>Name and mailing address of the ISA/US Commissioner of Patents and Trademarks Box PCT Washington, D.C. 20231 Facsimile No. (703) 305-3230</p>		<p>Authorized officer <i>Dorothea Lawrence</i> for GRACE HSU, PH.D. Telephone No. (703) 308-0196</p>																		

INTERNATIONAL SEARCH REPORT

International application No.
PCT/US00/20942

Box I Observations where certain claims were found unsearchable (Continuation of item 1 of first sheet)

This international report has not been established in respect of certain claims under Article 17(2)(a) for the following reasons:

- 1. Claims Nos.:
because they relate to subject matter not required to be searched by this Authority, namely:

- 2. Claims Nos.:
because they relate to parts of the international application that do not comply with the prescribed requirements to such an extent that no meaningful international search can be carried out, specifically:

- 3. Claims Nos.:
because they are dependent claims and are not drafted in accordance with the second and third sentences of Rule 6.4(a).

Box II Observations where unity of invention is lacking (Continuation of item 2 of first sheet)

This International Searching Authority found multiple inventions in this international application, as follows:

Please See Extra Sheet.

- 1. As all required additional search fees were timely paid by the applicant, this international search report covers all searchable claims.
- 2. As all searchable claims could be searched without effort justifying an additional fee, this Authority did not invite payment of any additional fee.
- 3. As only some of the required additional search fees were timely paid by the applicant, this international search report covers only those claims for which fees were paid, specifically claims Nos.:
1-30
- 4. No required additional search fees were timely paid by the applicant. Consequently, this international search report is restricted to the invention first mentioned in the claims; it is covered by claims Nos.:

Remark on Protest

- The additional search fees were accompanied by the applicant's protest.
- No protest accompanied the payment of additional search fees.

INTERNATIONAL SEARCH REPORT

International application No.

PCT/US00/20942

BOX II. OBSERVATIONS WHERE UNITY OF INVENTION WAS LACKING

This ISA found multiple inventions as follows:

Group I, claim(s) 1-15, drawn to a combinatorial library of formula (I).

Group II, claim(s) 16-30, drawn to a compound of formula (I).

Group III, claim(s) 31-34, drawn to a method preparing a benzimidazole derivative.

The inventions listed as Groups I-III do not relate to a single inventive concept under PCT Rule 13.1 because, under PCT Rule 13.2, they lack the same or corresponding special technical features for the following reasons: the compounds of formula (I) are known in the art (see, e.g., WO 97/10219, International Publication Date: March 20, 1997).

THIS PAGE BLANK (USPTO)